
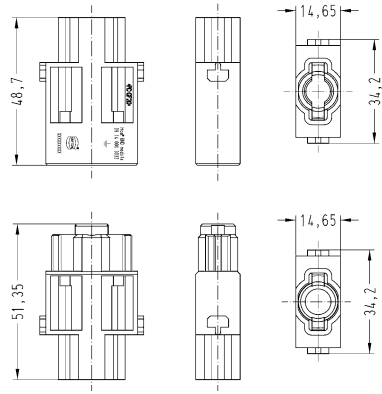

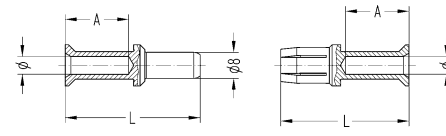

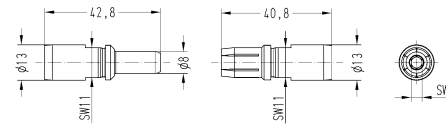


Number of contacts

1

Identification	Conductor cross-section (mm ²)	Part number		Drawing (dimensions in mm)															
		Male	Female																
Han® GND , Crimp termination, Axial screw termination  <p>Please order contacts separately.</p>	10 ... 35	09 14 001 3032	09 14 001 3132																
TC 100 , Crimp contact, Contact surface: Silver plated 	10 16 25 35	09 11 000 6114 09 11 000 6116 09 11 000 6125 09 11 000 6135	09 11 000 6214 09 11 000 6216 09 11 000 6225 09 11 000 6235	 <table border="1" data-bbox="957 1243 1420 1433"> <thead> <tr> <th>Wire gauge</th> <th>Ø</th> <th>Stripping length A</th> </tr> </thead> <tbody> <tr> <td>10 mm²</td> <td>4.3</td> <td>19 mm</td> </tr> <tr> <td>16 mm²</td> <td>5.5</td> <td>19 mm</td> </tr> <tr> <td>25 mm²</td> <td>7</td> <td>19 mm</td> </tr> <tr> <td>35 mm²</td> <td>8.2</td> <td>16 mm</td> </tr> </tbody> </table> <p>for stranded wire according to IEC 60 228 Class 5</p>	Wire gauge	Ø	Stripping length A	10 mm ²	4.3	19 mm	16 mm ²	5.5	19 mm	25 mm ²	7	19 mm	35 mm ²	8.2	16 mm
Wire gauge	Ø	Stripping length A																	
10 mm ²	4.3	19 mm																	
16 mm ²	5.5	19 mm																	
25 mm ²	7	19 mm																	
35 mm ²	8.2	16 mm																	
TC 100 , Axial screw contact, Contact surface: Silver plated 	10 ... 25 16 ... 35	09 11 000 6112 09 11 000 6113	09 11 000 6212 09 11 000 6213	 <p>Stripping length 13 mm</p> <p>Tightening torque</p> <table border="1" data-bbox="957 1680 1268 1747"> <thead> <tr> <th>mm²</th> <th>10</th> <th>16</th> <th>25</th> <th>35</th> </tr> </thead> <tbody> <tr> <td>Nm</td> <td>6</td> <td>6</td> <td>7</td> <td>8</td> </tr> </tbody> </table>	mm ²	10	16	25	35	Nm	6	6	7	8					
mm ²	10	16	25	35															
Nm	6	6	7	8															

Han
GND