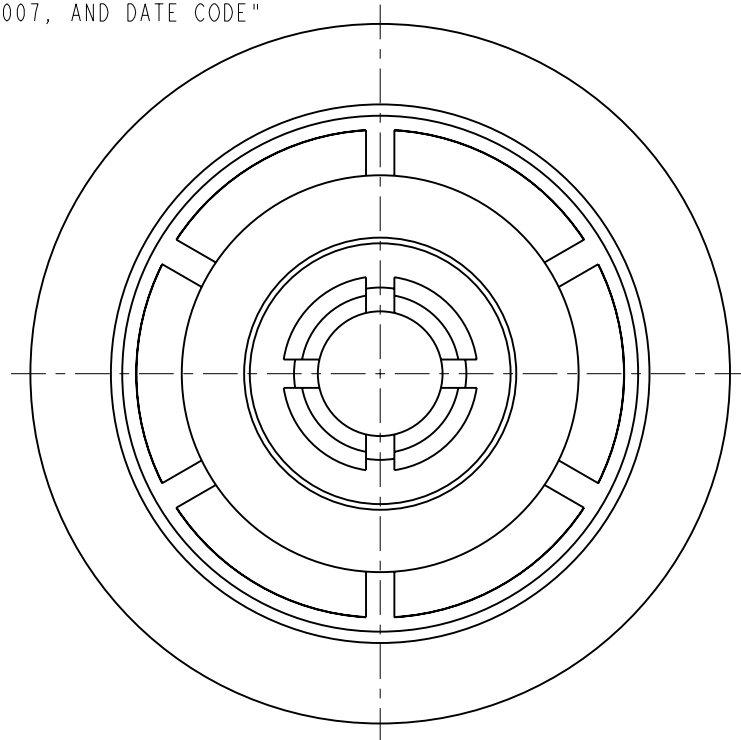


NOTES:

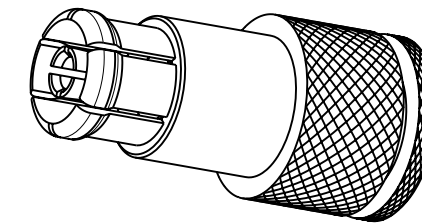
1. MATERIALS AND FINISHES:
 FRONT BODY - BeCu, GOLD PLATING
 REAR BODY - BRASS, NICKEL PLATING
 CONTACT - BeCu, GOLD PLATING
 CAP - PHOSPHOR BRONZE, GOLD PLATING
 INSULATOR - PTFE, NATURAL
 RESISTOR - 0.25W, 50R
2. ELECTRICAL:
 A. IMPEDANCE: 50 OHM
 B. FREQUENCY RANGE: DC - 10 GHz
 C. VSWR(RETURN LOSS): 1.10 MAX.
 D. AVG. POWER: 2 WATTS (POWER DERATED LINEARLY FROM 20°C TO 1 WATT AT 125°C)
 E. PEAK POWER: 200 WATTS (PEAK POWER FOR 1% DUTY CYCLE OF 0.0005 MAX. PULSE DURATION OF 5 MICROSECONDS)
3. MECHANICAL:
 A. DURABILITY: 100 CYCLES MIN. WHEN MATED WITH FULL DETENT PLUG
 100 CYCLES MIN. WHEN MATED WITH LIMITED DETENT PLUG
 1000 CYCLES MIN. WHEN MATED WITH A SMOOTH BORE PLUG
 B. TEMPERATURE RANGE: -65°C TO 165°C
4. PACKAGING:
 A. QUANTITY: SINGLE PACK
 B. MARKING: PACKAGING TO BE MARKED
 "AMPHENOL RF, 915-1007, AND DATE CODE"



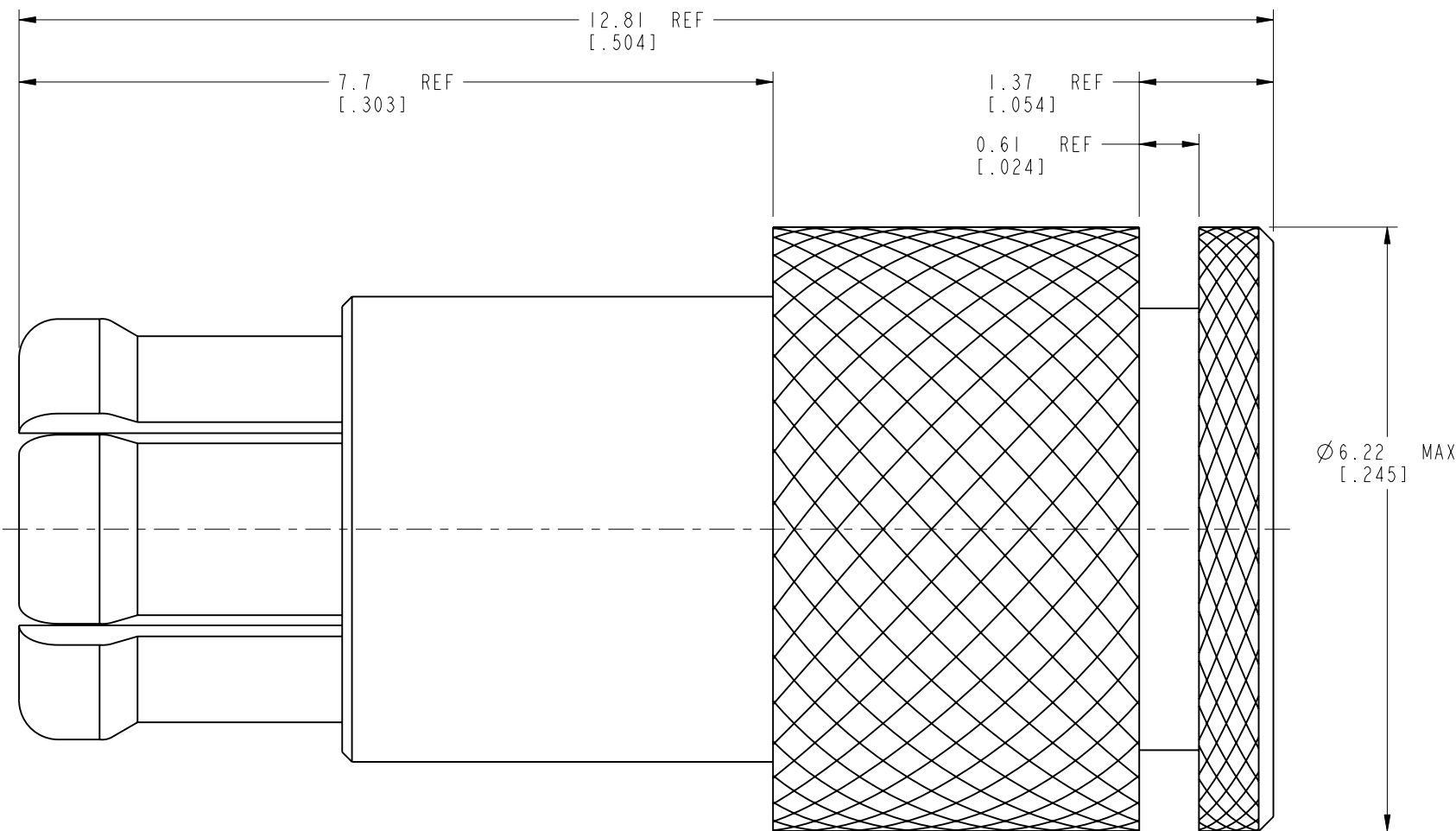
THIRD ANGLE PROJ.

REVISIONS

REV	DESCRIPTION	DATE	ECO	APPR
A	RELEASE TO MFG.	14-Jun-18	08321	BEW



SCALE 4.000



CUSTOMER OUTLINE DRAWING
 ALL OTHER SHEETS ARE FOR INTERNAL USE ONLY

UNLESS OTHERWISE SPECIFIED, DIMENSIONS ARE IN METRIC AND TOLERANCES ARE:
 <0.5mm ±0.05mm 0.5 - 6mm ±0.1mm 6 - 30mm ±0.2mm 30 - 120mm ±0.3mm ANGLES ±1°

NOTICE - These drawings, specifications, or other data (1) are, and remain the property of Amphenol corp. (2) must be returned upon request; and (3) are confidential and not to be disclosed to any person other than those to whom they are given by Amphenol Corp. the furnishing of these drawings, specifications, or other data by Amphenol Corp., or to any other person to anyone for any purpose is not to be regarded by implication or otherwise in any manner licensing, granting rights to permitting such holder or any other person to manufacture, use or sell any product, process or design, patented or otherwise, that may in any way be related to or disclosed by said drawings, specifications, or other data.

MATERIAL	-
REFERENCE	EAR# 8180 AND 903-187P-51T
CONFIGURATION LEVEL:	In Work
FINISH	

DRAWN	M. ZHANG	DATE	14-Jun-18
ENGINEER	B. WYMAN	DATE	31-Jan-18
APPROVED	S. HSIEH	DATE	15-Jun-18
CAD FILE			

TITLE	
PSMP JACK 2 WATT TERMINATION	
SCALE: 15.0:1.0	SHEET 2 OF 2
DWG SIZE	REV
B	A

Amphenol RF	
www.amphenolrf.com	
DRAWING NO.	915-1007
ITEM NO.	915-1007
PART NO.	915-1007