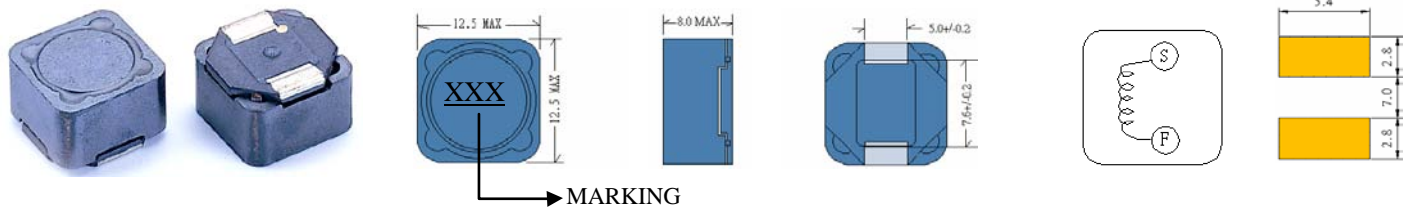


# SCRH127B

## SMD POWER INDUCTORS



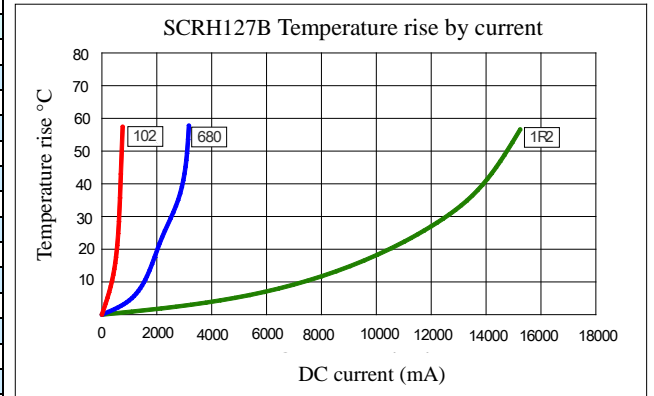
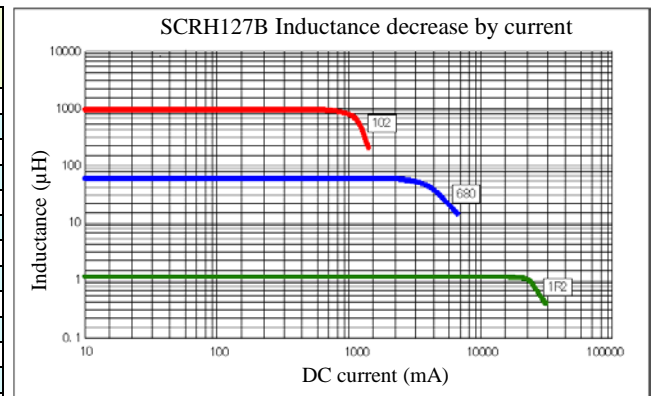
### • Features

1. Magnetically shielded construction
2. Excellent Power Density
3. Engineered to Provide High Efficiency



## ELECTRICAL CHARACTERISTICS

Part Number	Inductance (uH) (1)	Test Frequency	DC Resistance (Ω MAX) (2)	Saturation Current (3) (A)	Temperature Current (4) (A)
SCRH127B-1R2	1.2	100KHZ	7.0m	9.80	12.0
SCRH127B-2R4	2.4	100KHZ	11.5m	8.00	10.8
SCRH127B-3R5	3.5	100KHZ	13.5m	7.50	9.20
SCRH127B-4R7	4.7	100KHZ	15.8m	6.80	7.80
SCRH127B-6R1	6.1	100KHZ	17.6m	6.60	5.80
SCRH127B-7R6	7.6	100KHZ	20.0m	5.90	6.30
SCRH127B-100	10	100KHZ	21.6m	5.40	5.67
SCRH127B-120	12	100KHZ	24.3m	4.90	5.10
SCRH127B-150	15	100KHZ	27.0m	4.50	4.85
SCRH127B-180	18	100KHZ	39.2m	3.90	4.36
SCRH127B-220	22	100KHZ	43.2m	3.60	4.00
SCRH127B-270	27	100KHZ	45.9m	3.40	3.60
SCRH127B-330	33	100KHZ	64.8m	3.00	3.24
SCRH127B-390	39	100KHZ	72.9m	2.75	2.91
SCRH127B-470	47	100KHZ	0.10	2.50	2.62
SCRH127B-560	56	100KHZ	0.11	2.35	2.35
SCRH127B-680	68	100KHZ	0.14	2.10	2.23
SCRH127B-820	82	100KHZ	0.16	1.95	2.00
SCRH127B-101	100	100KHZ	0.22	1.70	1.80
SCRH127B-121	120	100KHZ	0.25	1.60	1.70
SCRH127B-151	150	100KHZ	0.28	1.42	1.60
SCRH127B-181	180	100KHZ	0.35	1.30	1.52
SCRH127B-221	220	100KHZ	0.39	1.16	1.44
SCRH127B-271	270	100KHZ	0.56	1.06	1.36
SCRH127B-331	330	100KHZ	0.64	0.95	1.22
SCRH127B-391	390	100KHZ	0.70	0.88	1.03
SCRH127B-471	470	100KHZ	0.98	0.79	0.92
SCRH127B-561	560	100KHZ	1.07	0.73	0.83
SCRH127B-681	680	100KHZ	1.46	0.67	0.75
SCRH127B-821	820	100KHZ	1.64	0.60	0.68
SCRH127B-102	1000	100KHZ	1.82	0.55	0.61



(1). Inductance tolerance for 1.2uH~7.6uH: +40%, -20% for 10uH~1mH: ±20%. Tested at 0.25V, 0ADC and 25°C

(2). DCR measured at 25°C.

(3). The DC current at which the inductance decreases by 25% from its initial value.

(4). The DC current that results in a 40°C temperature rise from 25°C ambient.

[Click here for QUANTITY PER REEL & PACKING INFORMATION](#)

Custom versions available upon request.