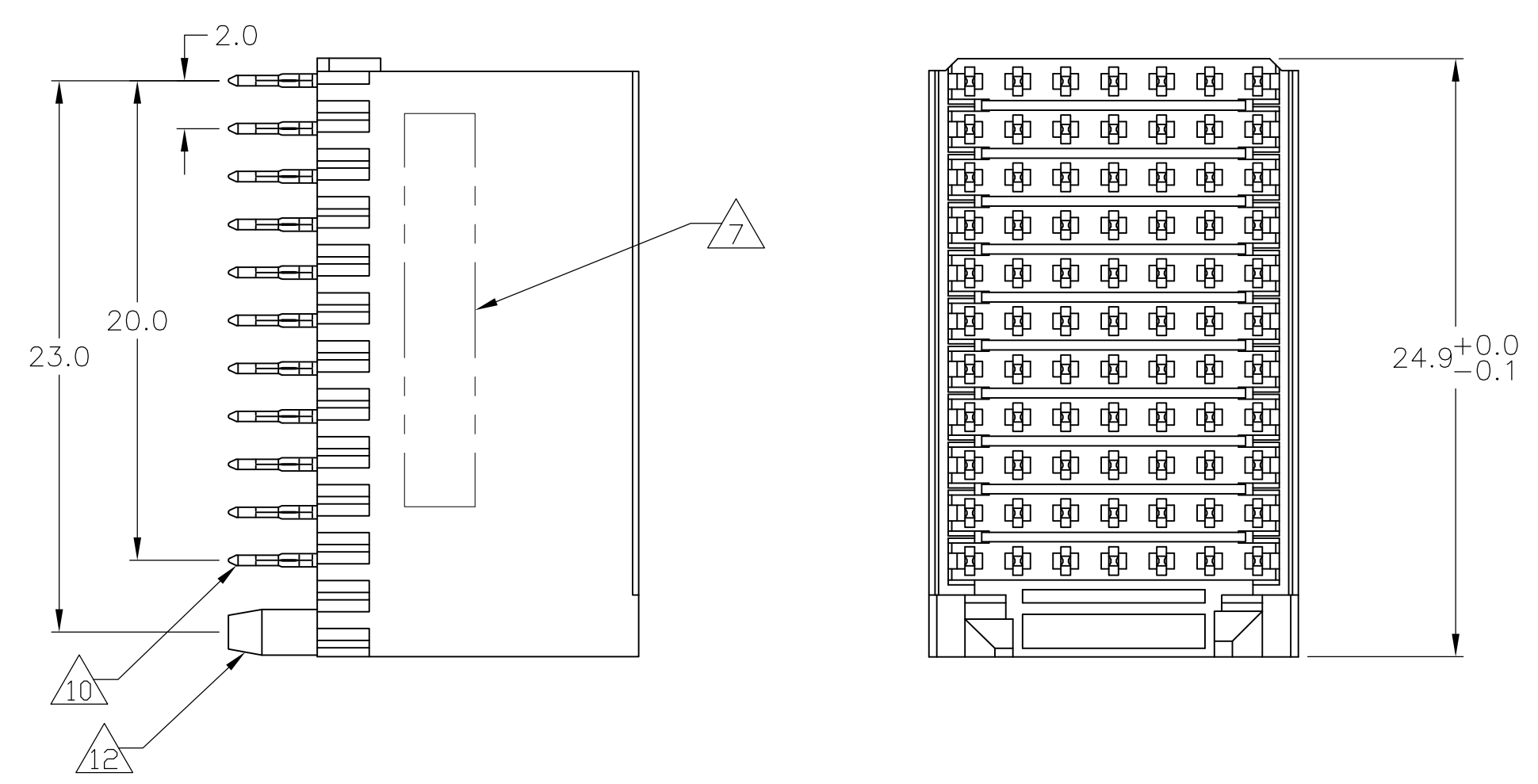


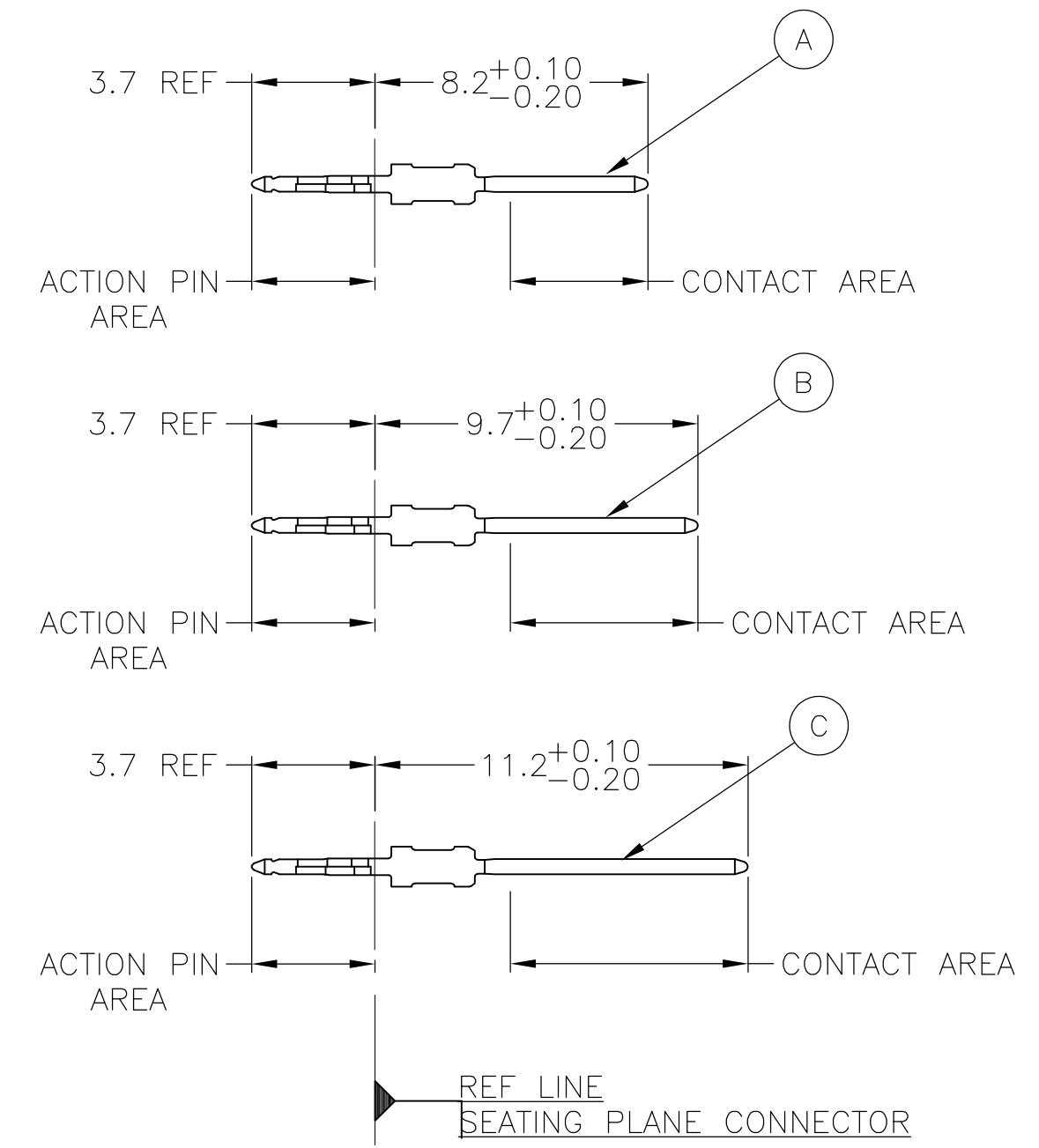
LOC		DIST		REVISIONS			
AD	00	REV	PER	EC	DATE	BY	CHKD
A		REV	PER	EC	0512-0306-05	23MAY05	BC GS
B		ECR	-10-019054			15SEP10	DP MQW

### CONNECTOR ASSEMBLY EXAMPLARY LOADED

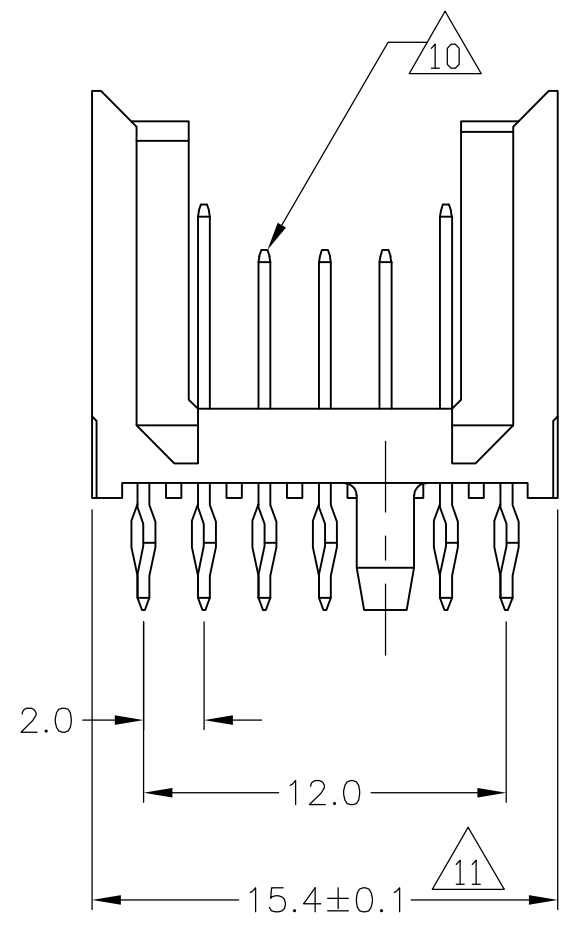



### CONTACT DIMENSIONS

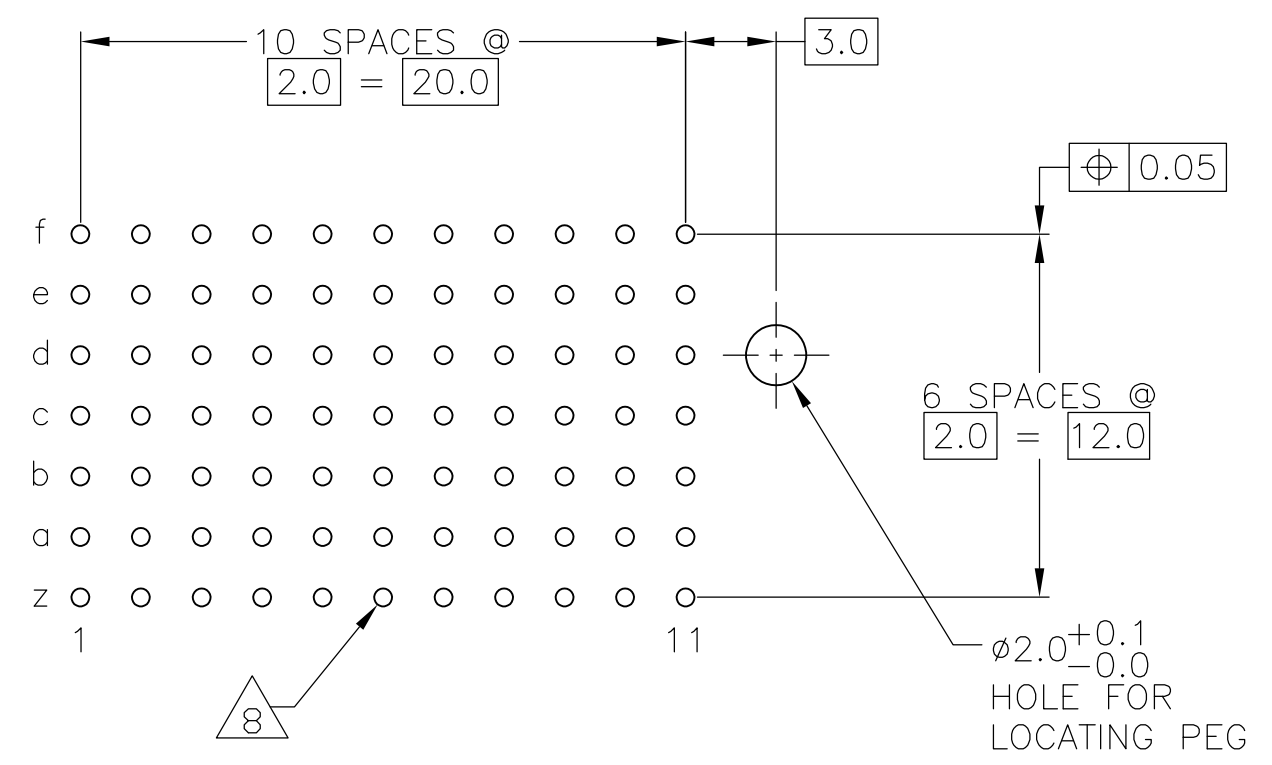
SCALE 5:1



### CONTACT LAYOUT



### RECOMMENDED PCB-HOLE LAYOUT COMPONENT SIDE SHOWN



### PLATED THRU HOLES PARAMETERS

REFERENCE APPLICATION SPECIFICATION

2 6 13	1-5106390-9
2 5 13	5106390-9
2 4	5106390-4
2 3	5106390-1
FINISH	PART NUMBER

THIS DRAWING IS A CONTROLLED DOCUMENT.

DIMENSIONS: mm	TOLERANCES UNLESS OTHERWISE SPECIFIED: 0-PLC ± 1-PLC ± 0.2 2-PLC ± 0.052 3-PLC ± 0.005 4-PLC ± 0.30	DIN B CARBO 21APROS GIK 21APROS G SKIPPER 21APROS	Tyco Electronics Corporation Harrisburg, Pa 17105-3608
MATERIAL	FINISH SEE TABLE	NAME MALE ASSEMBLY, Z-PACK 2mm HM, TYPE C	RESTRICTED TO
1		APPLICATION SPEC 108-19082	SIZE CAGE CODE DRAWING NO A1 00779 C=5106390
		WEIGHT 114-19029	SCALE 4:1 SHEET 1 OF 2 REV B
		CUSTOMER DRAWING	

LOC	DIST	REVISIONS			
P	LTR	DESCRIPTION	DATE	DN	APVD
AD	00	SEE SHEET 1	-	-	-

- 1 MATERIAL:  
CONTACT: PHOSPHOR BRONZE.  
HOUSING: GLASS-FILLED POLYESTER.
- 2 GENERAL PLATING SPECIFICATION: UNDERPLATING  
(ENTIRE CONTACT): 1.27µm MIN NICKEL AND ACTION  
PIN: 0.5µm MIN TIN.  
FOR PLATING OF MATING SURFACES SEE APPLICABLE  
SPECIFICATION REFERENCE FOR EACH DASH NUMBER.
- 3 CONFORMS TO ALL TESTING ACCORDING TO IEC 61076-4-101  
PERFORMANCE LEVEL 2.
- 4 CONFORMS TO ALL TESTING ACCORDING TO IEC 61076-4-101  
PERFORMANCE LEVEL 1.
- 5 CONNECTOR TESTED AND QUALIFIED AGAINST TELCORDIA GR-1217-CORE QUALITY LEVEL 3,  
CENTRAL OFFICE APPLICATIONS.
- 6 CONNECTOR TESTED AND QUALIFIED AGAINST TELCORDIA GR-1217-CORE QUALITY LEVEL 3,  
UNCONTROLLED ENVIROMENT APPLICATIONS.
- 7 CONNECTOR MARKED WITH PART NUMBER AND DATE CODE.  
ADDITIONAL CHARACTERS OR MARKINGS, AS WELL AS THE LOCATION OF THE MARKINGS,  
MAY BE ADDED FOR TRACEABILITY BASED UPON MANUFACTURERS DISCRETION.
- 8 PLATED-THROUGH HOLES AT 2x2mm SQUARE GRID  
PATTERN DEFINED BY CONTACT LAYOUT.
- 9 FOR ACTUAL PIN LOADING SEE "CONTACT LAYOUT".
- 10 FOR ACTUAL PIN DIMENSIONS SEE "CONTACT DIMENSIONS".
- 11 TO BE MEASURED AT BOTTOM OF SHROUD.
- 12 LOCATION PEG.
- 13 CONNECTOR LUBRICATED WITH BELCORE APPROVED LUBRICANT,  
TECHNICAL REFERENCE: TR-NWT-001217 ISSUE 1, SEP 1992.

THIS DRAWING IS A CONTROLLED DOCUMENT.		DIN B CARBO 21APR05	Tyco Electronics Corporation Harrisburg, Pa 17105-3608	
DIMENSIONS: mm		CIK G SKIPPER 21APR05	NAME MALE ASSEMBLY, Z-PACK 2mm HM, TYPE C	
TOLERANCES UNLESS OTHERWISE SPECIFIED: 0-PLC ± .01 1-PLC ± 0.2 ±0.2 2-PLC ± 0.02 3-PLC ± 0.005 4-PLC ± .01 ANGLES ± .030°		APVD G SKIPPER 21APR05	PRODUCT SPEC 108-19082	
MATERIAL SEE SHEET 1		FINISH SEE SHEET 1	APPLICATION SPEC 114-19029	RESTRICTED TO -
WEIGHT -		SIZE A1	CAGE CODE 00779	DRAWING NO 5106390
CUSTOMER DRAWING		SCALE 4:1	SHEET 2	OF 2 REV B