


10A, 200V - 600V Ultra Fast Rectifiers

FEATURES

- High efficiency, low VF
- High current capability
- High reliability
- High surge current capability
- Compliant to RoHS Directive 2011/65/EU and in accordance to WEEE 2002/96/EC
- Halogen-free according to IEC 61249-2-21



MECHANICAL DATA

Case: TO-220AB

Molding compound, UL flammability classification rating 94V-0

Part no. with suffix "H" means AEC-Q101 qualified

Packing code with suffix "G" means green compound (halogen-free)

Terminal: Matte tin plated leads, solderable per JESD22-B102

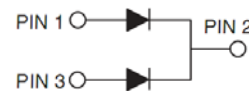
Meet JESD 201 class 2 whisker test

Polarity: As marked

Mounting torque: 0.56 Nm max.

Weight: 1.7 g (approximately)

TO-220AB



MAXIMUM RATINGS AND ELECTRICAL CHARACTERISTICS (T _A =25°C unless otherwise noted)							
PARAMETER	SYMBOL	UG 1004G	UG 1005G	UG 1006G	UG 1007G	UG 1008G	UNIT
Maximum repetitive peak reverse voltage	V _{RRM}	200	300	400	500	600	V
Maximum RMS voltage	V _{RMS}	140	210	280	350	420	V
Maximum DC blocking voltage	V _{DC}	200	300	400	500	600	V
Maximum average forward rectified current	I _{F(AV)}	10					A
Peak forward surge current, 8.3 ms single half sine-wave superimposed on rated load	I _{FSM}	60					A
Maximum instantaneous forward voltage (Note 1) I _F = 5 A	V _F	0.95	1.25		1.70		V
Maximum reverse current @ rated V _R T _J =25°C T _J =125°C	I _R	10 100					μA
Maximum reverse recovery time (Note 2)	t _{rr}	22			30		ns
Typical thermal resistance	R _{θJC}	4					°C/W
Operating junction temperature range	T _J	- 55 to +175			- 55 to +150		°C
Storage temperature range	T _{STG}	- 55 to +175			- 55 to +150		°C

Note 1: Pulse Test with PW=300μs, 1% duty cycle

Note 2: Reverse recovery test conditions: I_F=0.5A, I_R=1.0A, I_{RR}=0.25A

ORDERING INFORMATION					
PART NO.	PART NO. SUFFIX	PACKING CODE	PACKING CODE SUFFIX (*)	PACKAGE	PACKING
UG100xG (Note 1)	H	C0	G	TO-220AB	50 / Tube

Note 1: "xx" defines voltage from 200V (UG1004G) to 600V (UG1008G)

*: Optional available

EXAMPLE					
EXAMPLE P/N	PART NO.	PART NO. SUFFIX	PACKING CODE	PACKING CODE SUFFIX	DESCRIPTION
UG1004GHC0G	UG1004G	H	C0	G	AEC-Q101 qualified Green compound

RATINGS AND CHARACTERISTICS CURVES

(T_A=25°C unless otherwise noted)

FIG.1 FORWARD CURRENT DERATING CURVE

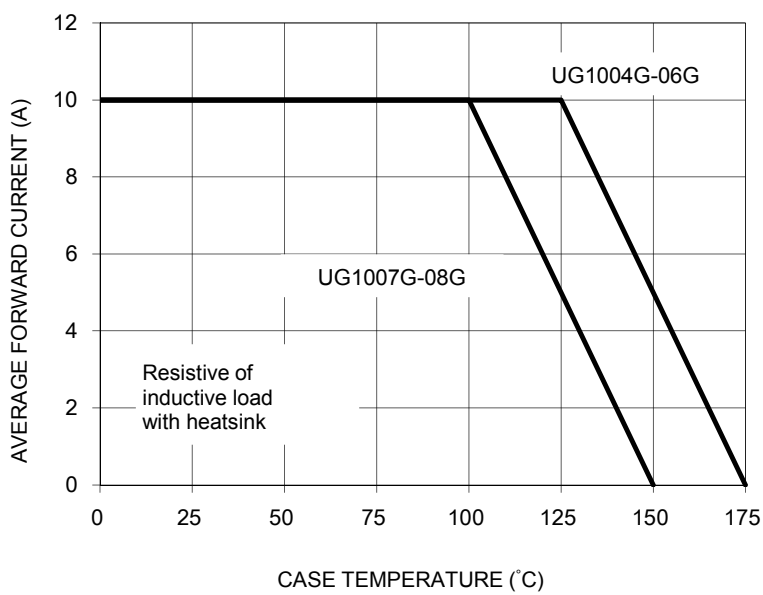


FIG. 2 TYPICAL REVERSE CHARACTERISTICS

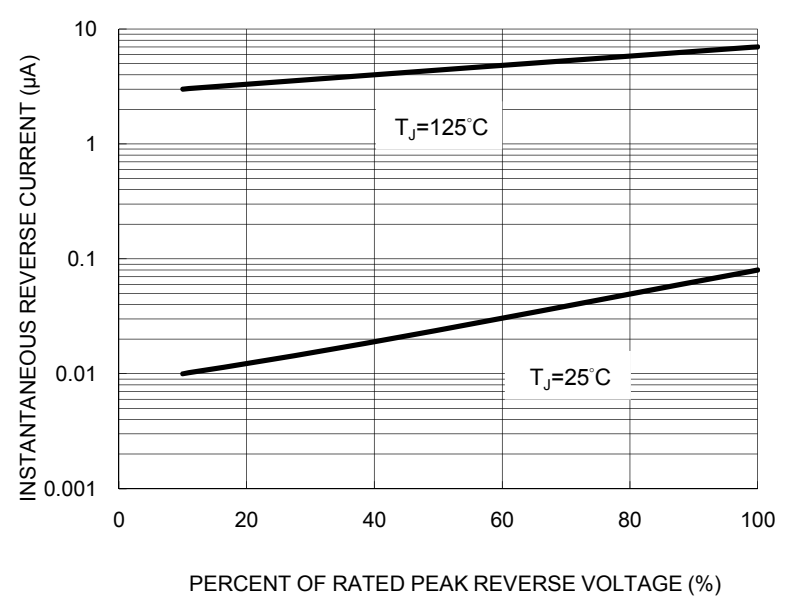


FIG. 3 MAXIMUM NON-REPETITIVE FORWARD SURGE CURRENT

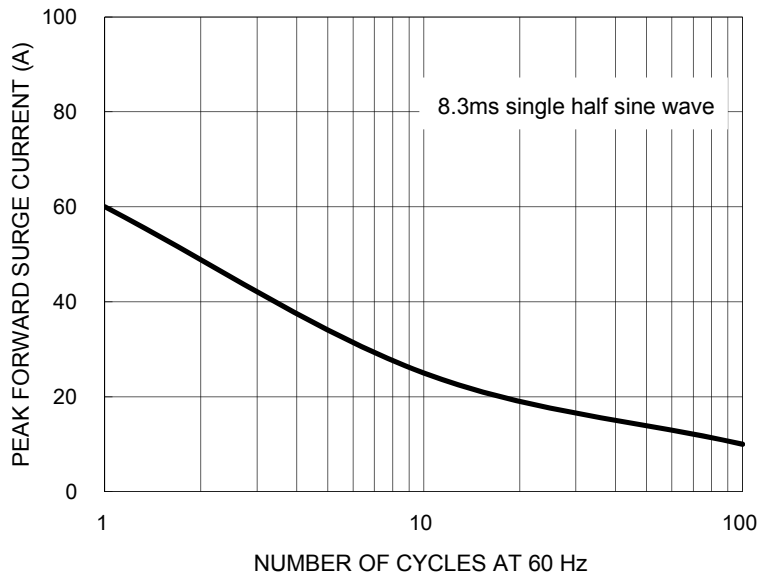


FIG. 4 TYPICAL FORWARD CHARACTERISTICS

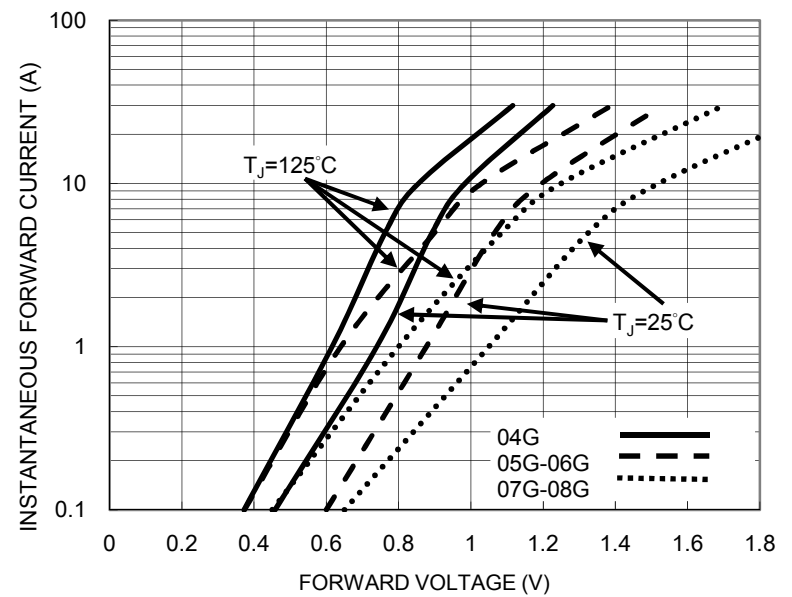
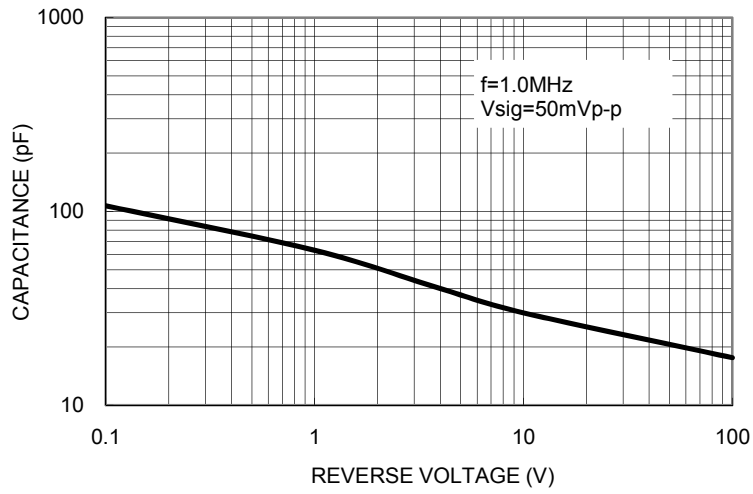
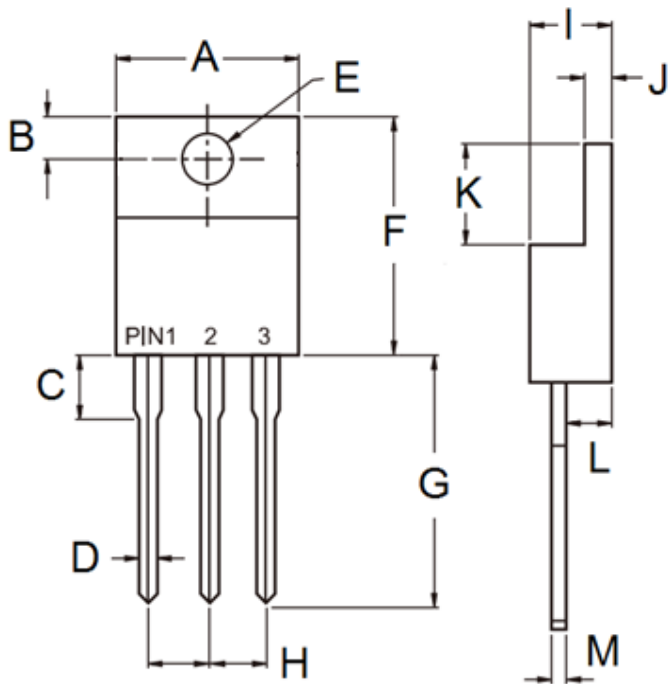


FIG. 5 TYPICAL JUNCTION CAPACITANCE



PACKAGE OUTLINE DIMENSIONS

TO-220AB



DIM.	Unit (mm)		Unit (inch)	
	Min	Max	Min	Max
A	-	10.50	-	0.413
B	2.62	3.44	0.103	0.135
C	2.80	4.20	0.110	0.165
D	0.68	0.94	0.027	0.037
E	3.54	4.00	0.139	0.157
F	14.60	16.00	0.575	0.630
G	13.19	14.79	0.519	0.582
H	2.41	2.67	0.095	0.105
I	4.42	4.76	0.174	0.187
J	1.14	1.40	0.045	0.055
K	5.84	6.86	0.230	0.270
L	2.20	2.80	0.087	0.110
M	0.35	0.64	0.014	0.025

MARKING DIAGRAM



- P/N = Specific Device Code
- G = Green Compound
- YWW = Date Code
- F = Factory Code

Notice

Specifications of the products displayed herein are subject to change without notice. TSC or anyone on its behalf, assumes no responsibility or liability for any errors or inaccuracies.

Information contained herein is intended to provide a product description only. No license, express or implied, to any intellectual property rights is granted by this document. Except as provided in TSC's terms and conditions of sale for such products, TSC assumes no liability whatsoever, and disclaims any express or implied warranty, relating to sale and/or use of TSC products including liability or warranties relating to fitness for a particular purpose, merchantability, or infringement of any patent, copyright, or other intellectual property right.

The products shown herein are not designed for use in medical, life-saving, or life-sustaining applications. Customers using or selling these products for use in such applications do so at their own risk and agree to fully indemnify TSC for any damages resulting from such improper use or sale.