

# TCP.../DC32V

## Thermal Circuit Breaker

### CLIPLINE

Data Sheet  
102774\_01\_en

© PHOENIX CONTACT - 11/2006



## Description

Thermal circuit breaker, can be switched back on again, very compact, to protect 12 V and 24 V on-board systems and devices in trucks, buses and commercial vehicles as well as boats and low-voltage systems in chargers for solar systems, for example. In contrast to the TCP, the **TCP.../DC32V** does not offer the option of switching off the current circuit manually. The fact that it can be switched back on, however, increases the availability of the devices and low-voltage systems and it is no longer necessary to have replacement fuses in the vehicle. In addition, errors resulting from the wrong fuse being used are avoided due to the clear color coding of the TCP.../DC32V.

The TCP.../DC32V thermal circuit breaker fits in all fuse holders designed for flat-type fuse inserts in accordance with ISO 8820-3 (DIN 72581-3). This means that it can be plugged onto the UK 6-FSI/C... fuse base terminal blocks with the screw connection technology and on the ST 4-FSI/C... with the spring-cage connection technology. Potential distribution can be implemented conveniently for both terminal types using bridges.



Make sure you always use the latest documentation.  
It can be downloaded at [www.download.phoenixcontact.com](http://www.download.phoenixcontact.com).  
A conversion table is available on the Internet at  
[www.download.phoenixcontact.com/general/7000\\_en\\_00.pdf](http://www.download.phoenixcontact.com/general/7000_en_00.pdf).



This data sheet is valid for all products listed on the following page:

## Ordering Data

### Thermal Circuit Breaker

Description	Type	Order No.	Pcs./Pck.
1-pos. thermal circuit breaker, for fuse holder in accordance with ISO 8820-3, can be plugged onto UK 6-FSI/C... and ST 4-FSI/C... base terminal block			
Nominal current 5 A, light brown	TCP 5/DC32V	0700005	50
Nominal current 7.5 A, brown	TCP 7,5/DC32V	0700007	50
Nominal current 10 A, red	TCP 10/DC32V	0700010	50
Nominal current 15 A, blue	TCP 15/DC32V	0700015	50
Nominal current 20 A, yellow	TCP 20/DC32V	0700020	50
Nominal current 25 A, white	TCP 25/DC32V	0700025	50
Nominal current 30 A, green	TCP 30/DC32V	0700030	50

## Technical Data

### Technical Data in Accordance With IEC/DIN VDE

Nominal voltage	32 V DC
Nominal current	5 A; 7.5 A; 10 A, 15 A, 20 A; 25 A; 30 A
Voltage drop at nominal current	< 150 mV
Ambient temperature (operation)	-30°C ... +60°C
Weight	5 g, approx.

### Interrupting Capacity

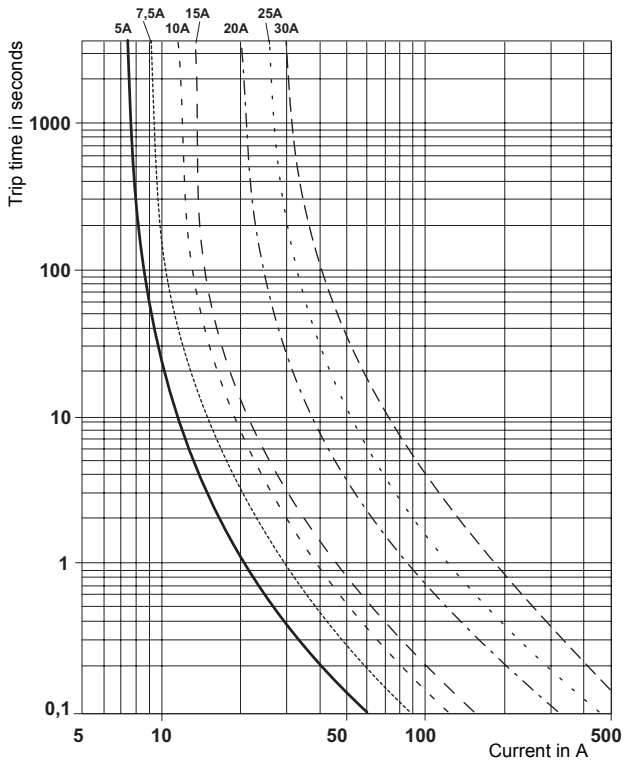
Limit short circuit interruption capacity	≥ 3 interruptions of 150 A or ≥ 1 interruption of 2000 A
---	--

### Service Life

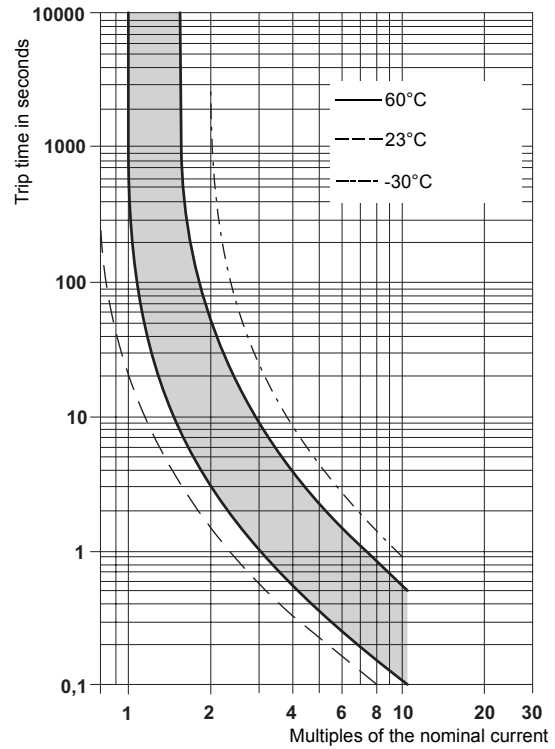
Cycles with ≤ 50 A	300
Degree of protection (IEC 60529)	
Operating field	IP30
Connection area	IP00

## Time/Current Characteristic Curve

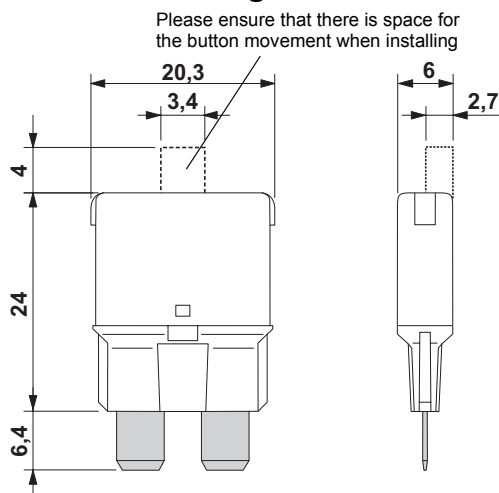
Total interruption period for nominal current



Total interruption period for nominal current dependent on the ambient temperature

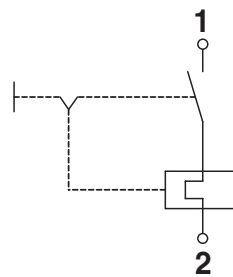


## Dimensional Drawing



The reset button must not be blocked!

## Circuit Diagram



© PHOENIX CONTACT 11/2006