


Bolt connection terminal block - RBO 12-FE - 3244628

Please be informed that the data shown in this PDF Document is generated from our Online Catalog. Please find the complete data in the user's documentation. Our General Terms of Use for Downloads are valid (<http://phoenixcontact.com/download>)




Bolt connection terminal block, nom. voltage: 1000 V, nominal current: 415 A, connection method: Bolt connection, number of connections: 2, number of positions: 1, width: 49 mm, color: black/yellow, mounting type: NS 35/7,5, NS 35/15, direct screw connection

Why buy this product

- Tested for railway applications



Key Commercial Data

Packing unit	5 STK
GTIN	 4 046356 724456
GTIN	4046356724456

Technical data

General

Number of positions	1
Number of levels	1
Number of connections	2
Potentials	1
Nominal cross section	240 mm ²
Color	black/yellow
Insulating material	PA
Flammability rating according to UL 94	V0
Area of application	Railway industry Machine building Plant engineering
Rated surge voltage	8 kV
Degree of pollution	3
Overvoltage category	III
Insulating material group	I

Bolt connection terminal block - RBO 12-FE - 3244628

Technical data

General

Maximum power dissipation for nominal condition	13.78 W
Maximum load current	415 A (with 240 mm ² conductor cross section)
Nominal current I _N	415 A
Nominal voltage U _N	1000 V
Open side panel	No
Relative insulation material temperature index (Elec., UL 746 B)	130 °C
Temperature index of insulation material (DIN EN 60216-1 (VDE 0304-21))	130 °C
Static insulating material application in cold	-60 °C
Behavior in fire for rail vehicles (DIN 5510-2)	Test passed
Flame test method (DIN EN 60695-11-10)	V0
Oxygen index (DIN EN ISO 4589-2)	>32 %
NF F16-101, NF F10-102 Class I	2
NF F16-101, NF F10-102 Class F	2
Surface flammability NFPA 130 (ASTM E 162)	passed
Specific optical density of smoke NFPA 130 (ASTM E 662)	passed
Smoke gas toxicity NFPA 130 (SMP 800C)	passed
Calorimetric heat release NFPA 130 (ASTM E 1354)	28 MJ/kg
Fire protection for rail vehicles (DIN EN 45545-2) R22	HL 1 - HL 3
Fire protection for rail vehicles (DIN EN 45545-2) R23	HL 1 - HL 3
Fire protection for rail vehicles (DIN EN 45545-2) R24	HL 1 - HL 3
Fire protection for rail vehicles (DIN EN 45545-2) R26	HL 1 - HL 3

Dimensions

Width	49 mm
Length	164 mm
Height NS 35/7,5	83.3 mm
Height NS 35/15	90.8 mm
Pitch	49 mm

Connection data

Note	Connection bolts
Connection method	Bolt connection
Connection in acc. with standard	IEC 60947-7-1
Conductor cross section flexible min.	10 mm ²
Conductor cross section flexible max.	240 mm ²
Min. AWG conductor cross section, flexible	8
Max. AWG conductor cross section, flexible	500
Cable lug connection according to standard	DIN 46234
Min. cross section for cable lug connection	10 mm ²
Max. cross section for cable lug connection	240 mm ²
Hole diameter, min.	13 mm

Bolt connection terminal block - RBO 12-FE - 3244628

Technical data

Connection data

Cable lug width, max.	38 mm
Bolt diameter	12 mm
Screw thread	M12
Tightening torque, min	14 Nm
Tightening torque max	30 Nm
Cable lug connection according to standard	DIN 46235
Min. cross section for cable lug connection	25 mm ²
Max. cross section for cable lug connection	240 mm ²
Hole diameter, min.	13 mm
Cable lug width, max.	42 mm
Bolt diameter	12 mm
Screw thread	M12
Tightening torque, min	14 Nm
Tightening torque max	30 Nm
Screw thread	M12
Tightening torque, min	14 Nm
Tightening torque max	30 Nm

Standards and Regulations

Connection in acc. with standard	CSA
	IEC 60947-7-1
Flammability rating according to UL 94	V0
Fire protection for rail vehicles (DIN EN 45545-2) R22	HL 1 - HL 3 HL 1 - HL 3 HL 1 - HL 3 HL 1 - HL 3
Fire protection for rail vehicles (DIN EN 45545-2) R23	HL 1 - HL 3 HL 1 - HL 3 HL 1 - HL 3 HL 1 - HL 3
Fire protection for rail vehicles (DIN EN 45545-2) R24	HL 1 - HL 3 HL 1 - HL 3 HL 1 - HL 3 HL 1 - HL 3
Fire protection for rail vehicles (DIN EN 45545-2) R26	HL 1 - HL 3 HL 1 - HL 3 HL 1 - HL 3 HL 1 - HL 3

Environmental Product Compliance

China RoHS	Environmentally friendly use period: unlimited = EFUP-e
	No hazardous substances above threshold values

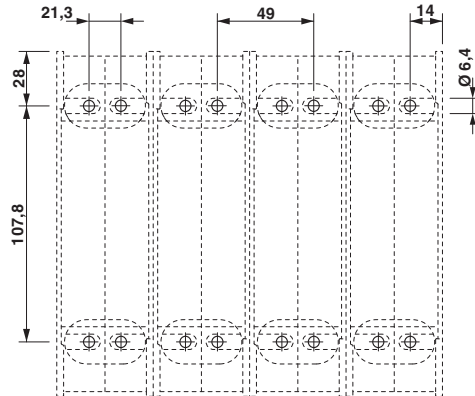
Drawings

Bolt connection terminal block - RBO 12-FE - 3244628

Circuit diagram



Dimensional drawing



Approvals

Approvals

Approvals

UL Recognized / CSA / EAC

Ex Approvals

IECEX / ATEX


Approval details

UL Recognized		http://database.ul.com/cgi-bin/XYV/template/LISEXT/1FRAME/index.htm	FILE E 60425
		B	C
Nominal voltage UN	1000 V	600 V	600 V
Nominal current IN	420 A	420 A	420 A
mm ² /AWG/kcmil	8-600	8-600	8-600

CSA		http://www.csagroup.org/services-industries/product-listing/	13631
		C	
Nominal voltage UN		1000 V	
Nominal current IN		420 A	
mm ² /AWG/kcmil		8-600	

Bolt connection terminal block - RBO 12-FE - 3244628

Approvals

EAC		EAC-Zulassung
-----	---	---------------

Phoenix Contact 2018 © - all rights reserved
<http://www.phoenixcontact.com>

PHOENIX CONTACT GmbH & Co. KG
Flachsmarktstr. 8
32825 Blomberg
Germany
Tel. +49 5235 300
Fax +49 5235 3 41200
<http://www.phoenixcontact.com>