REV.	DATE	DESCRIPTION
B	08/02/99	MODIFY LEG DIMENSIONS
C	07/19/05	UPDATE DRAWING FORMAT

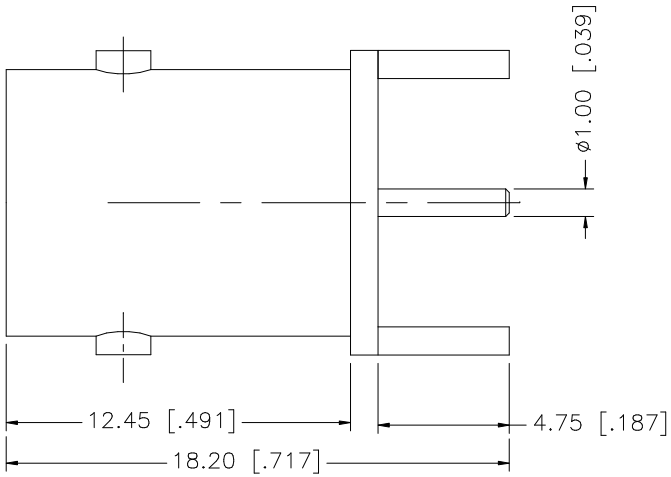

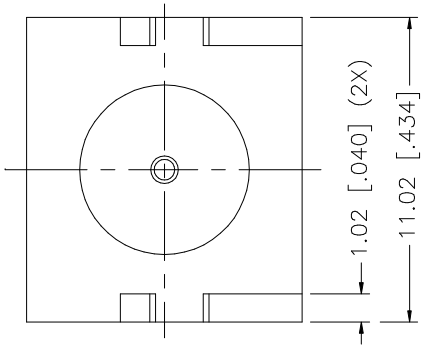

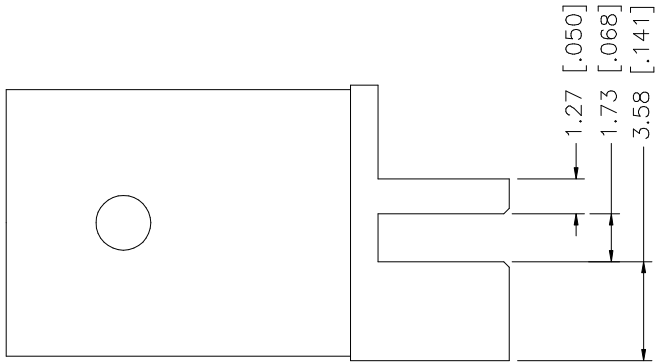

	DESCRIPTION	MATERIAL	FINISH	QTY
8				
7				
6				
5				
4				
3	CONTACT PIN	PHOS. BRONZE	GOLD	1
2	INSULATOR	TEFLON	NATURAL	1
1	BODY	BRASS	NICKEL	1

UNLESS OTHERWISE SPECIFIED DIMENSIONS ARE IN MILLIMETERS. DIMENSIONS IN [ ] ARE IN INCHES AND FOR CUSTOMER REFERANCE ONLY.

UNLESS OTHERWISE SPECIFIED TOLERANCES FOR MILLIMETERS ARE:

0.5 – 8mm ± 0.20mm
8 – 30mm ± 0.40mm
30 – 120mm ± 0.50mm

UNLESS OTHERWISE SPECIFIED TOLERANCES FOR INCHES ARE:

.020 – .315 = ± 0.007"
.315 – 1.180 = ± 0.015"
1.180 – 4.724 = ± 0.020"

DO NOT SCALE DRAWING

APPROVALS		DATE
DRAWN	G.R.S.	07/19/05
CHECKED		
ISSUED		
SHEET	1 OF 1	
CAD FILE	C:/112/112608.DWG	

Amphenol Connex

PART DESCRIPTION: BNC END LAUNCH RECEPTACLE JACK 50ohm

PART NO. 112608

DWG. NO.	REV.	SIZE	SCALE
112608.DWG	C	A	NA