

# Printed-circuit board connector - SMSTB 2,5/ 5-ST-5,08 - 1826319

Please be informed that the data shown in this PDF Document is generated from our Online Catalog. Please find the complete data in the user's documentation. Our General Terms of Use for Downloads are valid (<http://download.phoenixcontact.com>)

Plug component, Nominal current: 12 A, Rated voltage (III/2): 320 V, Number of positions: 5, Pitch: 5.08 mm, Connection method: Screw connection, Color: green, Contact surface: Tin




The figure shows a 10-position version of the product

## Why buy this product

- With angled connection direction to the conductor axis



## Key commercial data

|                        |   |
|------------------------|---|
| Packing unit           | 1   |
| Minimum order quantity | 50  |
| Catalog page           | Page 239 (CC-2011)  |
| GTIN                   | <br>4 017918 122065 |
| Custom tariff number   | 85366990  |
| Country of origin      | GERMANY   |

## Technical data

### Dimensions / positions

|                        |          |
|------------------------|----------|
| Height                 | 15.5 mm  |
| Pitch                  | 5.08 mm  |
| Dimension a            | 20.32 mm |
| Number of positions    | 5        |
| Screw thread           | M3       |
| Tightening torque, min | 0.5 Nm   |
| Tightening torque max  | 0.6 Nm   |

### Technical data

|                             |                  |
|-----------------------------|------------------|
| Range of articles           | SMSTB 2,5/...-ST |
| Insulating material group   | I                |
| Rated surge voltage (III/3) | 4 kV             |
| Rated surge voltage (III/2) | 4 kV             |
| Rated surge voltage (II/2)  | 4 kV             |

# Printed-circuit board connector - SMSTB 2,5/ 5-ST-5,08 - 1826319

## Technical data

### Technical data

|   |   |
|---|---|
| Rated voltage (III/2)                   | 320 V   |
| Rated voltage (II/2)                    | 630 V   |
| Connection in acc. with standard        | EN-VDE  |
| Nominal current $I_N$                   | 12 A  |
| Nominal voltage $U_N$                   | 250 V   |
| Nominal cross section                   | 2.5 mm <sup>2</sup>                                     |
| Maximum load current                    | 12 A (with 2.5 mm <sup>2</sup> conductor cross section) |
| Insulating material                     | PA  |
| Inflammability class according to UL 94 | V0  |
| Internal cylindrical gage               | A3  |
| Stripping length                        | 7 mm  |
| Nominal voltage, UL/CUL Use Group B     | 300 V   |
| Nominal current, UL/CUL Use Group B     | 15 A  |
| Nominal voltage, UL/CUL Use Group D     | 300 V   |
| Nominal current, UL/CUL Use Group D     | 10 A  |

### Connection data

|   |                      |
|---|----------------------|
| Conductor cross section solid min.  | 0.2 mm <sup>2</sup>  |
| Conductor cross section solid max.  | 2.5 mm <sup>2</sup>  |
| Conductor cross section stranded min.   | 0.2 mm <sup>2</sup>  |
| Conductor cross section stranded max.   | 2.5 mm <sup>2</sup>  |
| Conductor cross section stranded, with ferrule without plastic sleeve min.              | 0.25 mm <sup>2</sup> |
| Conductor cross section stranded, with ferrule without plastic sleeve max.              | 2.5 mm <sup>2</sup>  |
| Conductor cross section stranded, with ferrule with plastic sleeve min.                 | 0.25 mm <sup>2</sup> |
| Conductor cross section stranded, with ferrule with plastic sleeve max.                 | 2.5 mm <sup>2</sup>  |
| Conductor cross section AWG/kcmil min.  | 24                   |
| Conductor cross section AWG/kcmil max   | 12                   |
| 2 conductors with same cross section, solid min.  | 0.2 mm <sup>2</sup>  |
| 2 conductors with same cross section, solid max.  | 1 mm <sup>2</sup>    |
| 2 conductors with same cross section, stranded min.                                     | 0.2 mm <sup>2</sup>  |
| 2 conductors with same cross section, stranded max.                                     | 1.5 mm <sup>2</sup>  |
| 2 conductors with same cross section, stranded, ferrules without plastic sleeve, min.   | 0.25 mm <sup>2</sup> |
| 2 conductors with same cross section, stranded, ferrules without plastic sleeve, max.   | 1 mm <sup>2</sup>    |
| 2 conductors with same cross section, stranded, TWIN ferrules with plastic sleeve, min. | 0.5 mm <sup>2</sup>  |
| 2 conductors with same cross section, stranded, TWIN ferrules with plastic sleeve, max. | 1.5 mm <sup>2</sup>  |
| Minimum AWG according to UL/CUL   | 30                   |
| Maximum AWG according to UL/CUL   | 12                   |

# Printed-circuit board connector - SMSTB 2,5/ 5-ST-5,08 - 1826319

## Classifications

### ETIM

|          |          |
|----------|----------|
| ETIM 3.0 | EC001121 |
| ETIM 4.0 | EC002638 |
| ETIM 5.0 | EC002638 |

### UNSPSC

|               |          |
|---------------|----------|
| UNSPSC 11     | 39121409 |
| UNSPSC 12.01  | 39121409 |
| UNSPSC 13.2   | 39121409 |
| UNSPSC 6.01   | 30211810 |
| UNSPSC 7.0901 | 39121409 |

### eCl@ss

|            |          |
|------------|----------|
| eCl@ss 4.0 | 272607xx |
| eCl@ss 4.1 | 27260701 |
| eCl@ss 5.0 | 27260701 |
| eCl@ss 5.1 | 27260701 |
| eCl@ss 6.0 | 27260704 |
| eCl@ss 7.0 | 27440402 |

## Approvals

### Approvals


#### Approvals

CSA / UL Recognized / cUL Recognized / GOST / GOST / cULus Recognized

#### Ex Approvals

#### Approvals submitted

### Approval details

|   |                                |       |       |
|---|--------------------------------|-------|-------|
|  |                                | B     | D     |
|   | mm <sup>2</sup> /AWG/kcmil     | 28-12 | 28-12 |
|   | Nominal current I <sub>N</sub> | 10 A  | 10 A  |
|   | Nominal voltage U <sub>N</sub> | 300 V | 300 V |
|   |                                |       |       |

# Printed-circuit board connector - SMSTB 2,5/ 5-ST-5,08 - 1826319

## Approvals

| UL Recognized                  |       |       |
|--------------------------------|-------|-------|
|                                | B     | D     |
| mm <sup>2</sup> /AWG/kcmil     | 30-12 | 30-12 |
| Nominal current I <sub>N</sub> | 15 A  | 10 A  |
| Nominal voltage U <sub>N</sub> | 300 V | 300 V |

| cUL Recognized                 |       |       |
|--------------------------------|-------|-------|
|                                | B     | D     |
| mm <sup>2</sup> /AWG/kcmil     | 30-12 | 30-12 |
| Nominal current I <sub>N</sub> | 15 A  | 10 A  |
| Nominal voltage U <sub>N</sub> | 300 V | 300 V |

|      |  |
|------|--|
| GOST |  |
|------|--|

|      |  |
|------|--|
| GOST |  |
|------|--|

|                  |  |
|------------------|--|
| cULus Recognized |  |
|------------------|--|

## Accessories

### Accessories

### Tools

Screwdriver - SZS 0,6X3,5 - 1205053



Actuation tool, for ST terminal blocks, insulated, also suitable for use as a bladed screwdriver, size: 0.6 x 3.5 x 100 mm, 2-component grip, with non-slip grip

## Additional products

## Printed-circuit board connector - SMSTB 2,5/ 5-ST-5,08 - 1826319

### Accessories

Plug-in block - UMSTBVK 2,5/ 5-G-5,08 - 1788143



Plug component, Nominal current: 12 A, Rated voltage (III/2): 320 V, Number of positions: 5, Pitch: 5.08 mm, Connection method: Screw connection, Color: green, Contact surface: Tin, Assembly: DIN rail

Feed-through terminal block - UK 3D-MSTBV-5,08 - 3002131



Feed-through terminal block, Connection method: Special and hybrid connection, Cross section: 0.2 mm<sup>2</sup> - 4 mm<sup>2</sup>, AWG: 24 - 12, Width: 5.08 mm, Color: gray, Mounting type: NS 32, NS 35/15, NS 35/7.5

Feed-through terminal block - UK 3-MVSTB-5,08-LA 24RD - 3002102



Feed-through terminal block, Nominal current: 12 A, Nominal voltage: 250 V, Cross section: 0.2 mm<sup>2</sup> - 4 mm<sup>2</sup>, AWG: 24 - 12, Mounting type: NS 32, NS 35/15, NS 35/7.5, Pitch: 5.08 mm, Width: 5.08, Color: gray

Feed-through terminal block - UK 3-MSTB-5,08 - 3002034



Feed-through terminal block, Connection method: Special and hybrid connection, Cross section: 0.2 mm<sup>2</sup> - 4 mm<sup>2</sup>, AWG: 24 - 12, Width: 5.08 mm, Color: gray, Mounting type: NS 32, NS 35/15, NS 35/7.5

Double-level terminal block - UKK 3-MSTB-5,08 - 2770888



Double-level modular terminal block with COMBICON plug-in zone, nominal current: 12 A, nominal voltage: 250 V, cross section: 0.2 mm<sup>2</sup> - 4 mm<sup>2</sup>, AWG: 24 - 12, mounting type: NS 35/7.5, NS 35/15, NS 32, pitch: 5.08 mm, width: 5.08, color: gray

Feed-through terminal block - UKK 3-MSTBVH-5,08 - 2770846



Feed-through terminal block, Nominal current: 12 A, Nominal voltage: 250 V, Cross section: 0.2 mm<sup>2</sup> - 4 mm<sup>2</sup>, AWG: 24 - 12, Mounting type: NS 35/7.5, NS 35/15, NS 32, Pitch: 5.08 mm, Width: 5.08, Color: gray

## Printed-circuit board connector - SMSTB 2,5/ 5-ST-5,08 - 1826319

### Accessories

---

#### Feed-through terminal block - UKK 3-MSTB-5,08-PE - 1876615



Feed-through terminal block, Nominal current: 12 A, Nominal voltage: 320 V, Cross section: 0.2 mm<sup>2</sup> - 4 mm<sup>2</sup>, AWG: 24 - 12, Mounting type: NS 35/7.5, NS 35/15, NS 32, Pitch: 5.08 mm, Width: 5.08, Color: green-yellow

---

#### Feed-through terminal block - ZFKK 1,5-MSTBV-5,08 - 1873016



Feed-through terminal block, Connection method: Special and hybrid connection, MSTB plug entry, Cross section: 0.2 mm<sup>2</sup> - 2.5 mm<sup>2</sup>, Width: 5.08 mm, Color: gray, Mounting: NS 35/7.5, NS 35/15 / Ex data new / /

---

#### Base strip - MVSTBU 2,5/ 5-GB-5,08 - 1788567



Plug component, Nominal current: 12 A, Rated voltage (III/2): 320 V, Number of positions: 5, Pitch: 5.08 mm, Connection method: Screw connection, Color: green, Contact surface: Tin, Assembly: Direct mounting

---

#### Feed-through terminal block - UK 3-MVSTB-5,08 - 3002076



Feed-through terminal block, Nominal current: 12 A, Nominal voltage: 250 V, Cross section: 0.2 mm<sup>2</sup> - 4 mm<sup>2</sup>, AWG: 24 - 12, Mounting type: NS 32, NS 35/15, NS 35/7.5, Pitch: 5.08 mm, Width: 5.1, Color: gray

---

#### Base strip - MSTBVK 2,5/ 5-G-5,08 - 1788758



Plug component, Nominal current: 12 A, Rated voltage (III/2): 320 V, Number of positions: 5, Pitch: 5.08 mm, Connection method: Screw connection, Color: green, Contact surface: Tin, Assembly: DIN rail

---

## Printed-circuit board connector - SMSTB 2,5/ 5-ST-5,08 - 1826319

### Accessories

#### Base strip - MDSTBA 2,5/ 5-G-5,08 - 1842092



Header, Nominal current: 10 A, Rated voltage (III/2): 320 V, Number of positions: 5, Pitch: 5.08 mm, Color: green, Contact surface: Tin, Assembly: Soldering, The article can be aligned to create different nos. of positions! In combination with MVSTB or FKCV plug components, both an MVSTBW (or FKCVW) and an MVSTBR plug (or FKCVR) must be used. Combination with TMSTBP plug components is not possible!

---

#### Base strip - EMSTBA 2,5/ 5-G-5,08 - 1880339



Header, Nominal current: 12 A, Rated voltage (III/2): 320 V, Number of positions: 5, Pitch: 5.08 mm, Color: green, Contact surface: Tin, Assembly: Press-in

---

#### Base strip - EMSTBVA 2,5/ 5-G-5,08 - 1859548



Header, Nominal current: 12 A, Rated voltage (III/2): 320 V, Number of positions: 5, Pitch: 5.08 mm, Color: green, Contact surface: Tin, Assembly: Press-in

---

#### Printed-circuit board connector - FKIC 2,5/ 5-ST-5,08 - 1873388



Plug component, Nominal current: 12 A, Rated voltage (III/2): 320 V, Number of positions: 5, Pitch: 5.08 mm, Connection method: Spring-cage conn., Color: green, Contact surface: Tin

---

#### Base strip - MSTBA 2,5/ 5-G-5,08-LA - 1770973



Header, Nominal current: 12 A, Rated voltage (III/2): 320 V, Number of positions: 5, Pitch: 5.08 mm, Color: green, Contact surface: Tin, Assembly: Soldering

---

#### Base strip - MSTBA 2,5/ 5-G-5,08 - 1757271



Header, Nominal current: 12 A, Rated voltage (III/2): 320 V, Number of positions: 5, Pitch: 5.08 mm, Color: green, Contact surface: Tin, Assembly: Soldering

# Printed-circuit board connector - SMSTB 2,5/ 5-ST-5,08 - 1826319

## Accessories

### Base strip - MSTB 2,5/ 5-G-5,08-LA - 1770740



Header, Nominal current: 12 A, Rated voltage (III/2): 320 V, Number of positions: 5, Pitch: 5.08 mm, Color: green, Contact surface: Tin, Assembly: Soldering

### Base strip - SMSTBA 2,5/ 5-G-5,08 - 1767407



Header, Nominal current: 12 A, Rated voltage (III/2): 320 V, Number of positions: 5, Pitch: 5.08 mm, Color: green, Contact surface: Tin, Assembly: Soldering

### Base strip - SMSTB 2,5/ 5-G-5,08 - 1769492



Header, Nominal current: 12 A, Rated voltage (III/2): 320 V, Number of positions: 5, Pitch: 5.08 mm, Color: green, Contact surface: Tin, Assembly: Soldering

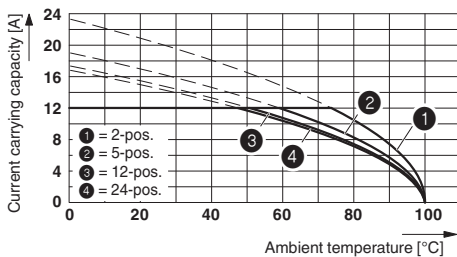
### Printed-circuit board connector - ICC 2,5/ 5-STZ-5,08 - 1823875



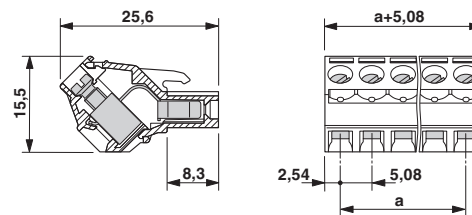
Plug component, Nominal current: 12 A, Rated voltage (III/2): 320 V, Number of positions: 5, Pitch: 5.08 mm, Connection method: Crimp connection, Color: green, Corresponding male crimp contacts with current [A] and conductor cross section range [mm<sup>2</sup>] data: 10A/ICC-MT 0,5-1,0 (3190577); 10A/ICC-MT 0,5-1,0 BA (3190603); 12A/ICC-MT 1,5-2,5 (3190580); 12A/ICC-MT 1,5-2,5 BA (3190593). BA = Bandkontakte

## Drawings

Diagram



Dimensioned drawing





# Printed-circuit board connector - SMSTB 2,5/ 5-ST-5,08 - 1826319

Diagram

Plug: SMSTB 2,5/5-ST(F)-(-5,08)  
Header: MSTB(A) 2,5/5-G(F)-(-5,08)

