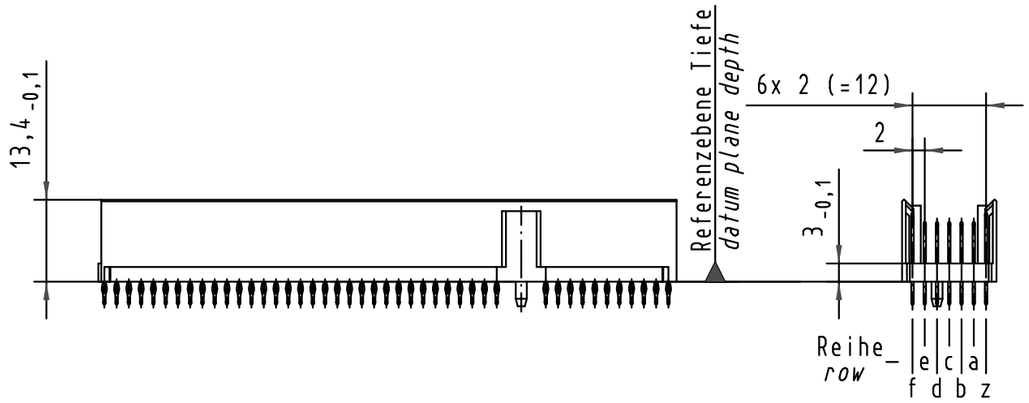

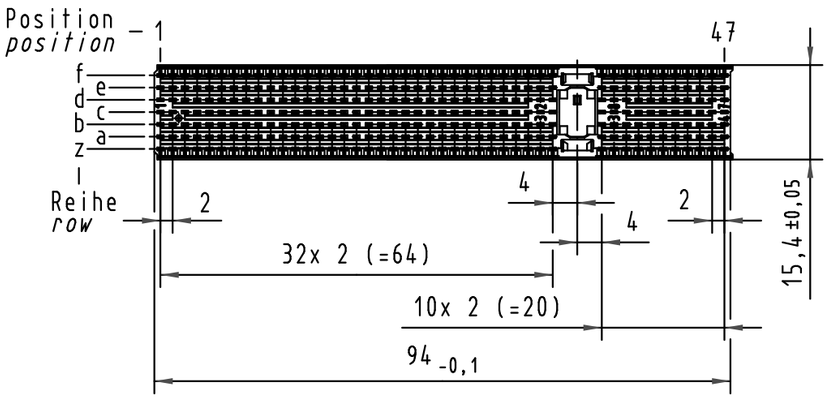

Lochbild
board drillings

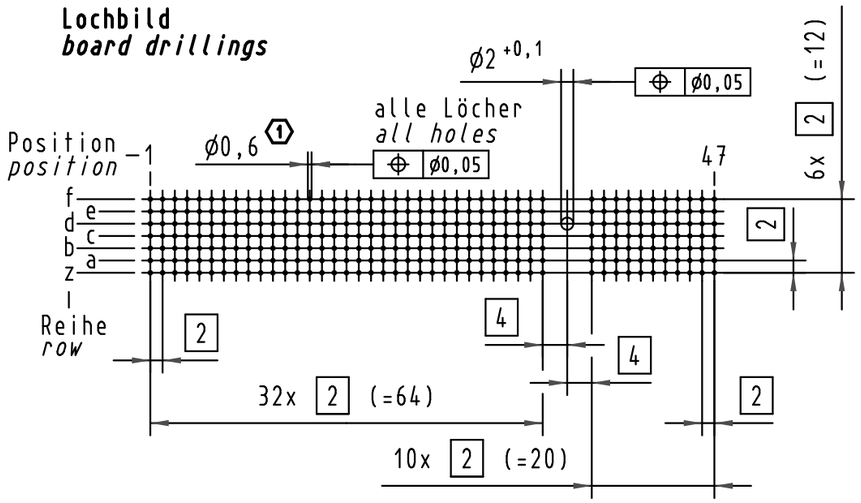

Kontakt-Maße
contact dimensions

(Längen der Steck- und Anschlußseite gelten für eingepreßte Steckverbinder)
(mating and termination length of contacts apply to pressed in connectors)

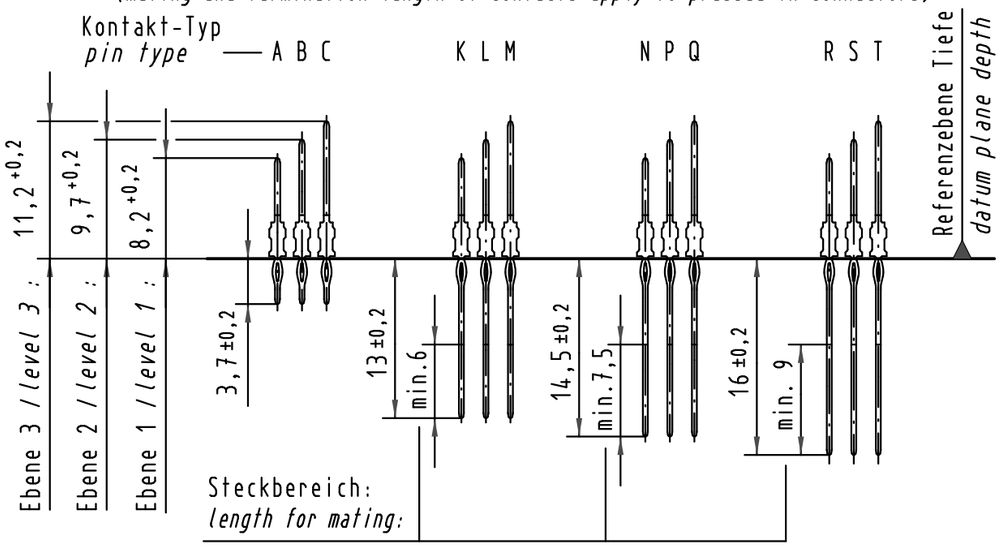

Kontaktbelegung
contact loading

2:1

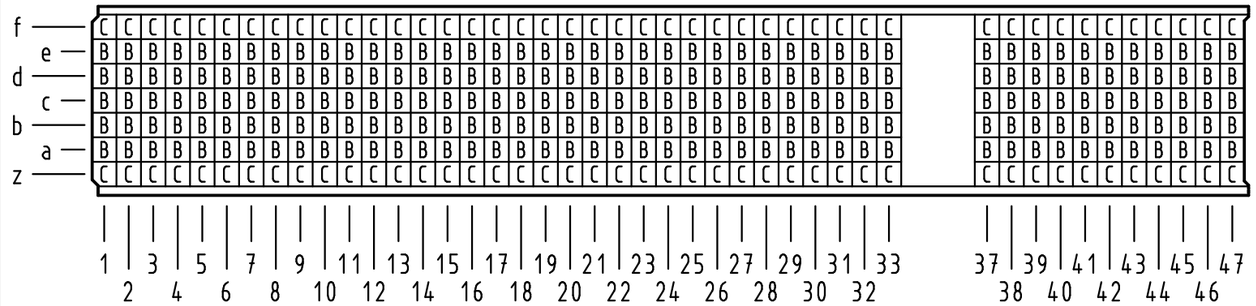

Empfohlener Lochaufbau und
weitere Informationen siehe: DS 17 00 110 0101
recommended configuration of plated through holes
and further information see: DS 17 00 110 0101

(1)

17 06 308 4204	S4
17 06 308 2204	2
17 06 308 1204	1
Bestell-Nr. *part-no.*	Anforderungsstufe *performance level* (1)

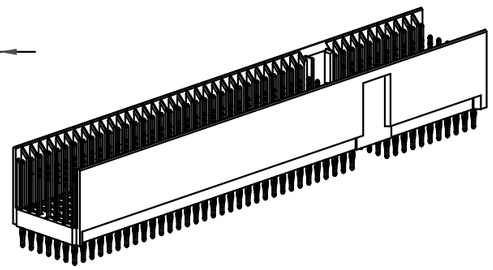

			Detail.	01.10.98	Rie.	
35969	12.01.10	Hage.	Insp.	01.10.98	Wei.	
34337	23.05.07	Cla	Stand.			
29424	03.04.01	Rie.				
24607						
Mod.	Dat.	Name				

All Dimensions in mm
Original Size DIN A 3

Techn. Character.

Maßstab/*Scale*: 1:1, 2:1

HARTING Electronics GmbH & Co. KG
D-32339 ESPELKAMP

Nicht tolerierte Maße/*Free size tolerances*
IEC 61076-4-101

har-bus HM Messerleiste Typ Monoblock 47
308pol.,Anschlußlänge 3,7mm
har-bus HM male connector type monoblock 47
308pol.,termination length 3,7mm

TB 17 06 308 x204

Blatt/*page*

Sub.

Alle Rechte vorbehalten/ *All rights reserved*