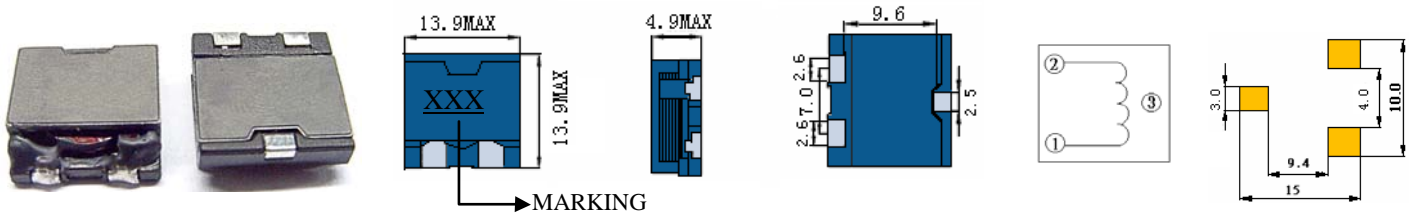


SCEP134H

SMD POWER INDUCTORS

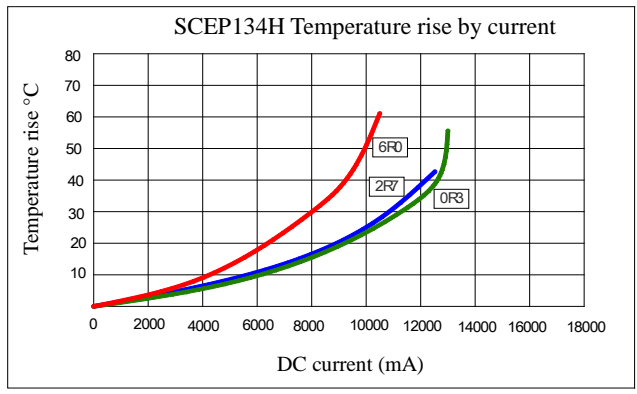
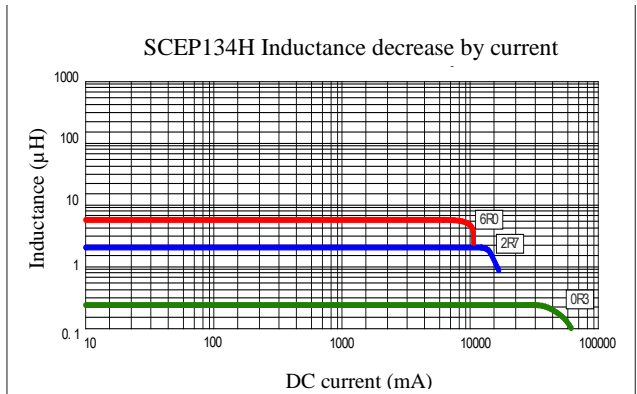


- Features
- 1 Excellent Power Density
- 2 Engineered to Provide High Efficiency

ELECTRICAL CHARACTERISTICS



Part Number	Inductance (uH) (1)	Test Frequency	DC Resistance (Ω MAX) (2)	Saturation Current (A) (3)	Temperature Current (A) (4)
SCEP134H-R30	0.3	100KHZ	2.5m	35.0	18.0
SCEP134H-R66	0.66	100KHZ	3.2m	29.6	17.0
SCEP134H-1R2	1.2	100KHZ	4.0m	21.0	15.0
SCEP134H-1R8	1.8	100KHZ	6.6m	17.6	13.6
SCEP134H-2R7	2.7	100KHZ	10.8m	14.7	12.0
SCEP134H-3R6	3.6	100KHZ	12.0m	12.5	10.0
SCEP134H-4R8	4.8	100KHZ	16.3m	11.0	9.0
SCEP134H-6R0	6.0	100KHZ	18.4m	9.6	8.0



- (1). Inductance tolerance for 0.3uH~0.66uH: ±30%, for 1.2uH~6.0uH: ±20%. Tested at 0.25V, 0ADC and 25°C
- (2). DCR measured at 25°C.
- (3). The DC current at which the inductance decreases by 25% from its initial value.
- (4). The DC current that results in a 40°C temperature rise from 25°C ambient.

[Click here for QUANTITY PER REEL & PACKING INFORMATION](#)

Custom versions available upon request.