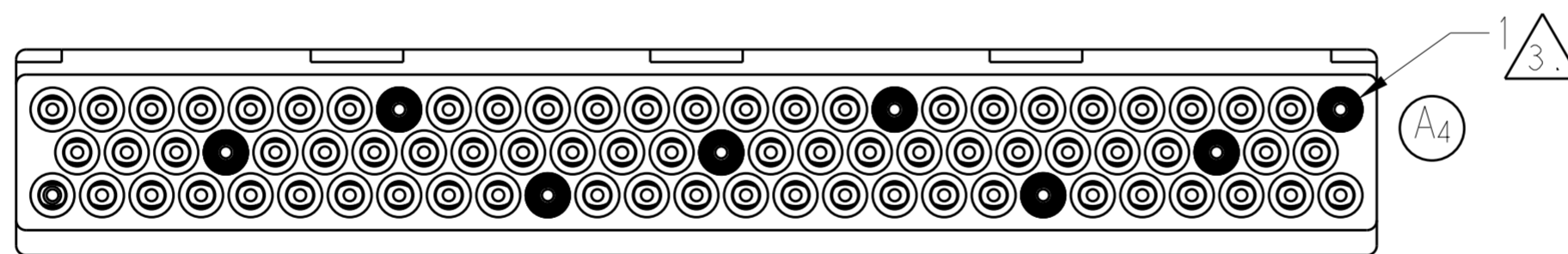
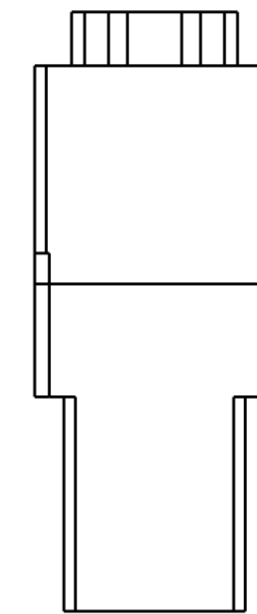
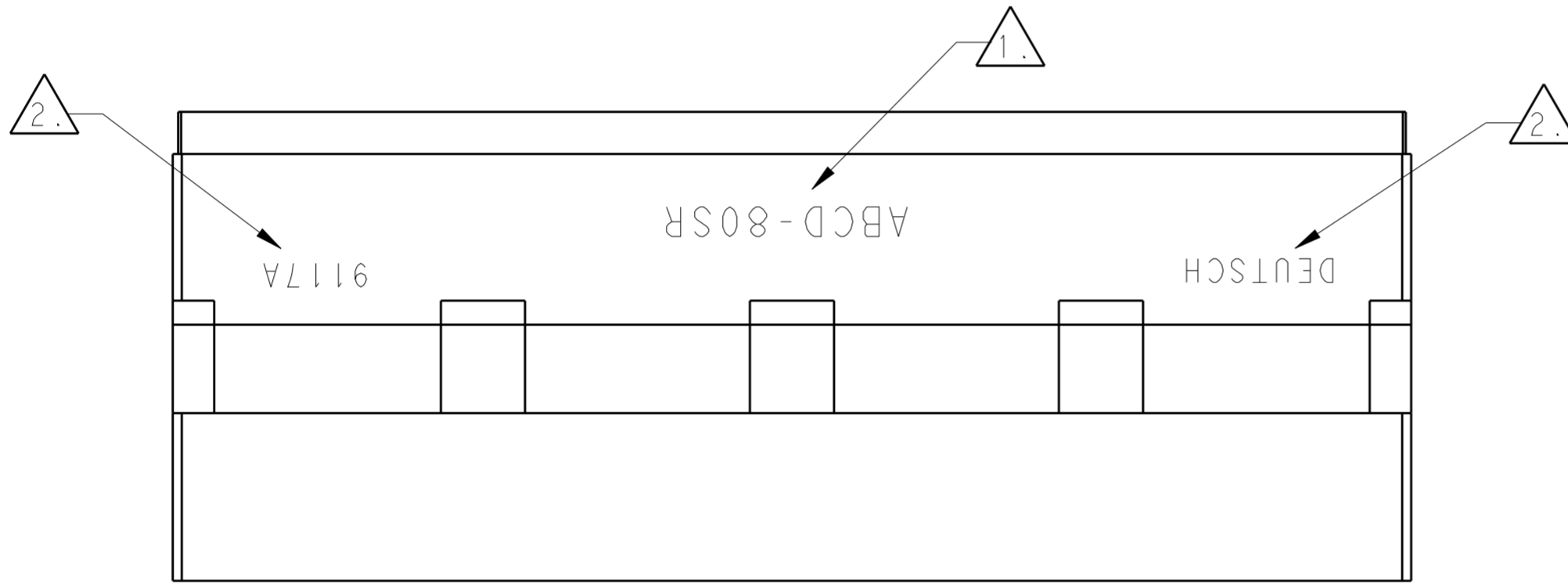
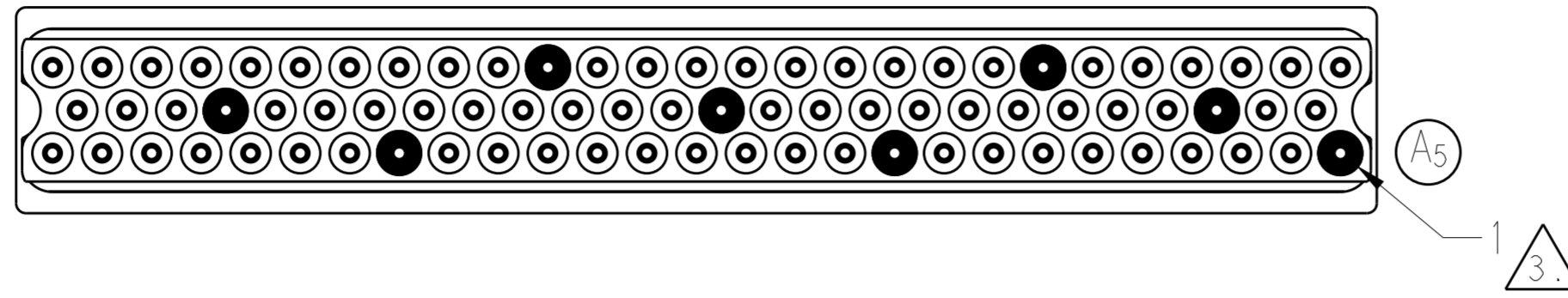


THIS DRAWING IS UNPUBLISHED. RELEASED FOR PUBLICATION 20  
 © COPYRIGHT 20 BY - ALL RIGHTS RESERVED.

PROPERTY OF TE CONNECTIVITY  
 THIS INFORMATION IS CONFIDENTIAL AND PROPRIETARY TO TYCO ELECTRONICS CORPORATION  
 AND ITS WORLDWIDE SUBSIDIARIES AND AFFILIATES (TE). IT MAY NOT BE DISCLOSED TO  
 ANYONE, OTHER THAN TE PERSONNEL, WITHOUT AUTHORIZATION FROM TE (www.TE.com).

LOC		DIST		REVISIONS			
P	LTR	DESCRIPTION	DATE	DWN	APVD		
N/C		NEW RELEASE PER EO A11968	911101	TH	JP		
A		REVISED PER ECO-15-004066	150313	SS	MA		



3. MARK CAVITY IDENTIFICATION AS INDICATED ON CAVITIES 1,10,20,30,40,50,60 AND 70 PER A3 DPS 1-141-21 COLOR WHITE.

2. MARK DEUTSCH AND DATE CODE ON SURFACE INDICATED PER DPS 1-141-18, CLASS II, TYPE III (WHITE). A2

1. MARK PART IDENTIFICATION AS SHOWN PER DPS 1-141-18, CLASS II (WHITE), TYPE III, CHARACTERS TO BE CENTERED AS SHOWN. A1

NOTES: UNLESS OTHERWISE SPECIFIED.

THIS DRAWING IS A CONTROLLED DOCUMENT.		DWN T. HOLT	910522	<b>STE</b> TE Connectivity	
DIMENSIONS: INCHES		CHK J. POWELL	911101		
TOLERANCES UNLESS OTHERWISE SPECIFIED:		APVD J. POWELL	911101	NAME MODULE, SOCKET ABC CONNECTOR 80 SIZE 22 CAVITIES ABCD POSITION RECEPTACLE MARKING DWG	
0 PLC ±-		PRODUCT SPEC		SIZE A2	
1 PLC ±.1		APPLICATION SPEC		CAGE CODE -	
2 PLC ±.01		WEIGHT		DRAWING NO G-ABCD-80SR	
3 PLC ±.005		Customer Drawing		RESTRICTED TO -	
4 PLC ±.0005		SCALE NONE		SHEET 1 OF 1	
ANGLES ±.5°		REV A			
FINISH					