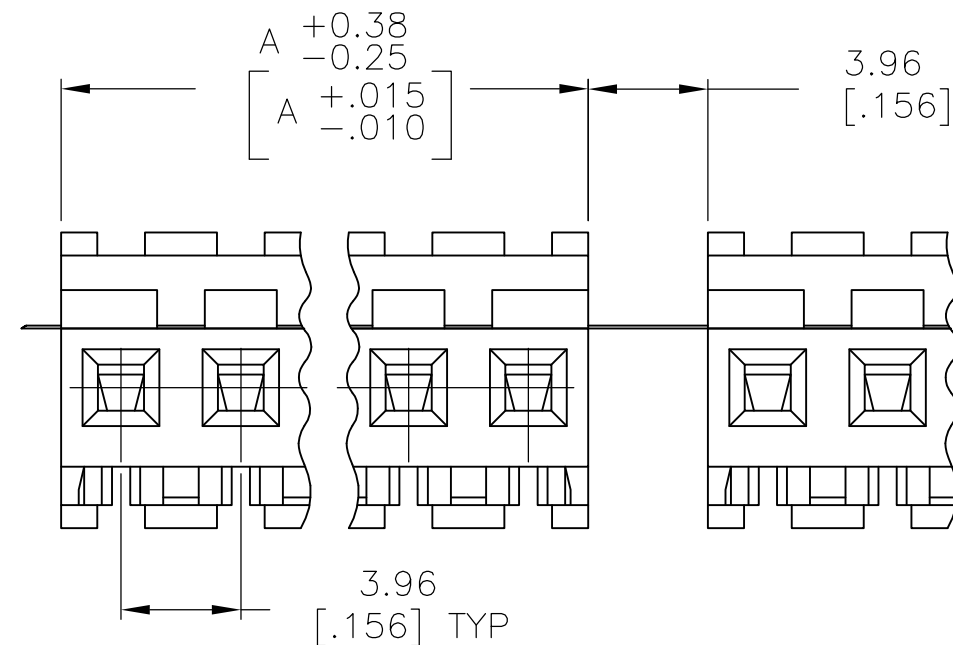
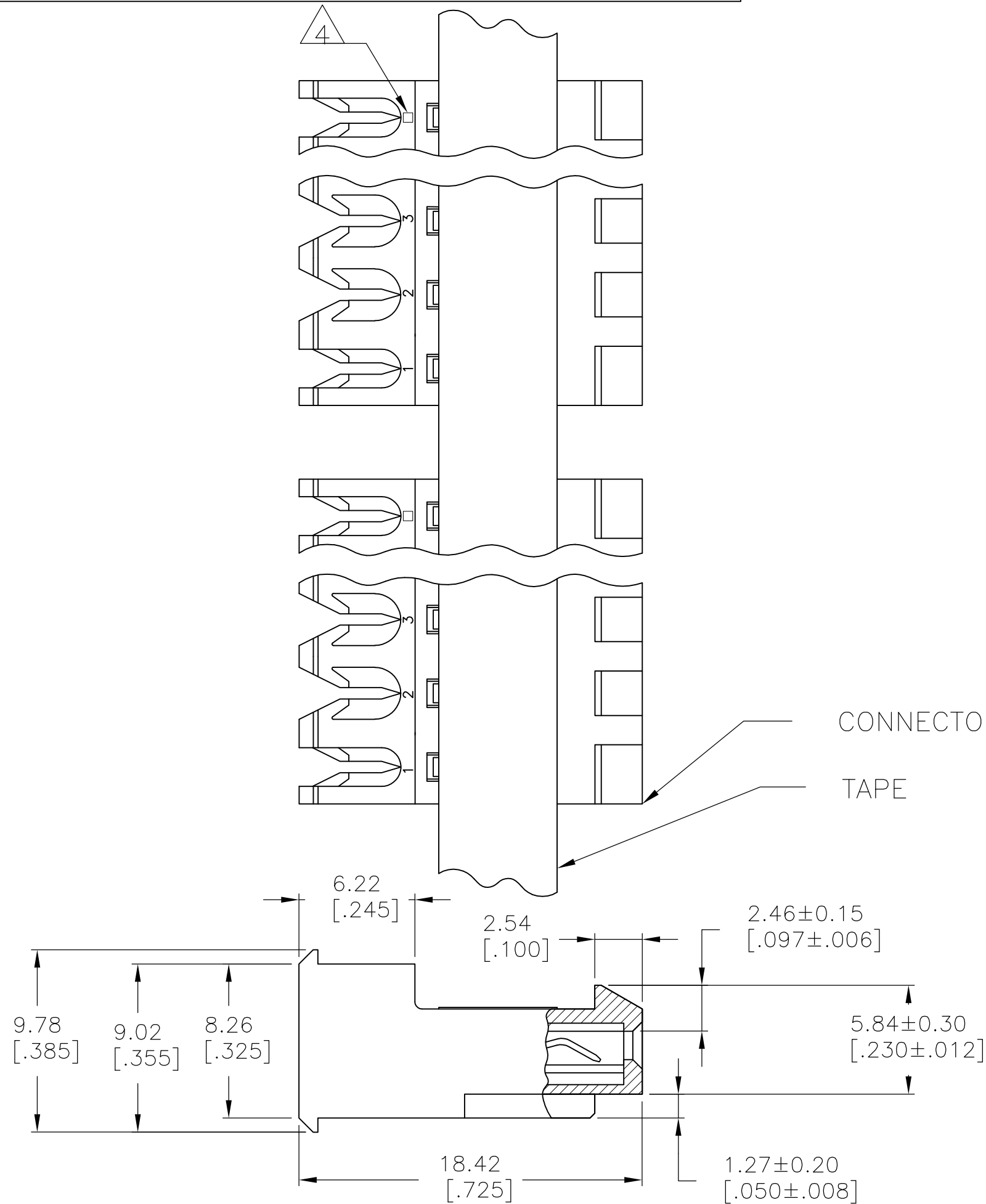


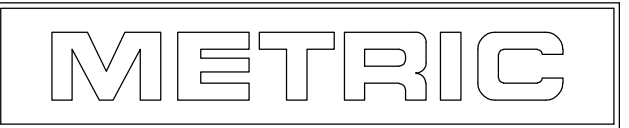
THIS DRAWING IS UNPUBLISHED. RELEASED FOR PUBLICATION
 © COPYRIGHT - By - ALL RIGHTS RESERVED.

LOC	DIST	REVISIONS					
CM	00	P	LTR	DESCRIPTION	DATE	DWN	APVD
		J		REVISED PER ECO-12-007611	03AUG12	KH	SM



95.10	[3.744]	24	5-641302-4
91.14	[3.588]	23	5-641302-3
87.17	[3.432]	22	5-641302-2
83.21	[3.276]	21	5-641302-1
79.25	[3.120]	20	5-641302-0
75.29	[2.964]	19	4-641302-9
71.32	[2.808]	18	4-641302-8
67.36	[2.652]	17	4-641302-7
63.40	[2.496]	16	4-641302-6
59.44	[2.340]	15	4-641302-5
55.47	[2.184]	14	4-641302-4
51.51	[2.028]	13	4-641302-3
47.55	[1.872]	12	4-641302-2
43.59	[1.716]	11	4-641302-1
39.62	[1.560]	10	4-641302-0
35.66	[1.404]	9	3-641302-9
31.70	[1.248]	8	3-641302-8
27.74	[1.092]	7	3-641302-7
23.77	[.936]	6	3-641302-6
19.81	[.780]	5	3-641302-5
15.85	[.624]	4	3-641302-4
11.89	[.468]	3	3-641302-3
7.92	[.312]	2	3-641302-2
95.10	[3.744]	24	2-641302-4
91.14	[3.588]	23	2-641302-3
87.17	[3.432]	22	2-641302-2
83.21	[3.276]	21	2-641302-1
79.25	[3.120]	20	2-641302-0
75.29	[2.964]	19	1-641302-9
71.32	[2.808]	18	1-641302-8
67.36	[2.652]	17	1-641302-7
63.40	[2.496]	16	1-641302-6
59.44	[2.340]	15	1-641302-5
55.47	[2.184]	14	1-641302-4
51.51	[2.028]	13	1-641302-3
47.55	[1.872]	12	1-641302-2
43.59	[1.716]	11	1-641302-1
39.62	[1.560]	10	1-641302-0
35.66	[1.404]	9	641302-9
31.70	[1.248]	8	641302-8
27.74	[1.092]	7	641302-7
23.77	[.936]	6	641302-6
19.81	[.780]	5	641302-5
15.85	[.624]	4	641302-4
11.89	[.468]	3	641302-3
7.92	[.312]	2	641302-2
DIM A		NO OF CIRCUITS	PART NO

- 1 MATERIAL: CONNECTOR - NYLON UL94V-2
CONTACTS - 0.30[.012] THICK COPPER ALLOY
BRIGHT TIN-LEAD 0.00203[.000080] MIN. THICK
FOR CONTACTS 641302-2 THRU 2-641302-4
MATTE WHISKER MITIGATED TIN 0.00203[.000080] MIN
THICKNESS OVER NICKEL UNDERPLATE FOR
3-641302-2 THRU 5-641302-4.
- 2 CONTACTS ACCEPT 18 AWG WIRE WITH 2.41[.095] MAX INSULATION DIAMETER.
- 3 CONTACTS MUST ACCEPT 1.14±0.03[.045±.001] SQUARE POST AND REMAIN LOCKED IN POSITION.
- 4 IDENTIFICATION NUMBER FOR LAST CIRCUIT MAY NOT APPEAR ON ALL ASSEMBLIES.
- 5 DIMENSIONS IN BRACKETS ARE IN INCHES.
- 6 HOUSING FEATURES ARE: FEED-THRU WITH LOCKING RAMP.
- 7 OBSOLETE PARTS: OBSOLETE CIS STREAMLINING PER D.RENAUD/D.SINISI
- 8 ORANGE COLOR STRIPE ON HOUSING (NOT SHOWN) MAY RUN DOWN BETWEEN RIBS



SUPERCEDED

THIS DRAWING IS A CONTROLLED DOCUMENT.		DWN B. LEWIS 12 FEB 91		
DIMENSIONS: mm [INCHES]		CHK R. SWING 12 FEB 91		
TOLERANCES UNLESS OTHERWISE SPECIFIED:		APVD D. CLARK 20 FEB 91	NAME	
0 PLC ± -		PRODUCT SPEC		
1 PLC ± -		108-1051		
2 PLC ± -		APPLICATION SPEC		
3 PLC ± 0.13 [.005]		114-1020		
4 PLC ± -		WEIGHT -		
ANGLES ± -		SIZE A2 CAGE CODE 00779 DRAWING NO C-641302 RESTRICTED TO -		
MATERIAL 1		FINISH 1		
CUSTOMER DRAWING		SCALE 1:1 SHEET 1 OF 1 REV J		