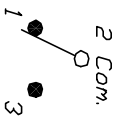
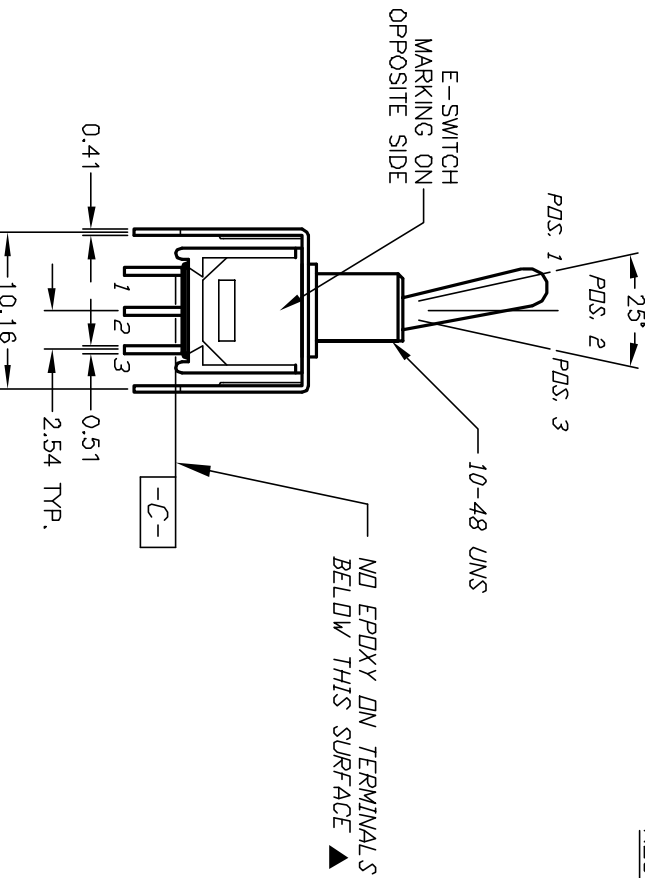
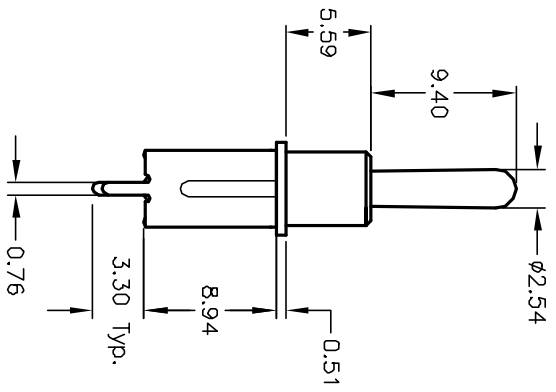


RECOMMENDED P.C.B. LAYOUT



CIRCUIT: SPDT
CONTACT CONFIGURATION

SWITCH FUNCTION			
PDS. 1	PDS. 2	PDS. 3	
DN	NONE	DN	
2-3	OPEN	2-1	

- NOTES:
1. ALL DIMENSIONS IN MM
 2. GENERAL TOLERANCE: X.X=±0.4
X.XX=±0.25
 3. TERM. NOS. FOR REF. ONLY
 4. CONTACT RATING: 0.4 (VA) max. @20 VAC or DC max.
 5. FIXED TERMINAL & MOVING CONTACT: Cu alloy w/ Silver plate
 6. ELECTRIC LIFE: 30,000 make-and-break cycles
at full load.
 7. INSULATION RESISTANCE: 1,000 M ohm min.
 8. DIELECTRIC STRENGTH: 1,000 V RMS @sea level.
 9. OPERATING TEMP.: -30°C to 85°C
 10. ▲ DENOTES CRITICAL PARAMETER.

E-SWITCH®

200MSP1T1B2VS2QE

REV.	ECN No.	DESCRIPTION	DATE	CHKD
A	12979	RELEASED FOR PRODUCTION	3/28/03	AR

TITLE	SCALE	DATE	DR	DWG	REV
200MSP1T1B2VS2QE	2:1	3/28/03	AR	T211026	A

THE INFORMATION CONTAINED IN THIS DOCUMENT IS PROPRIETARY TO E-SWITCH AND IS NOT TO BE COPIED OR TRANSFERRED