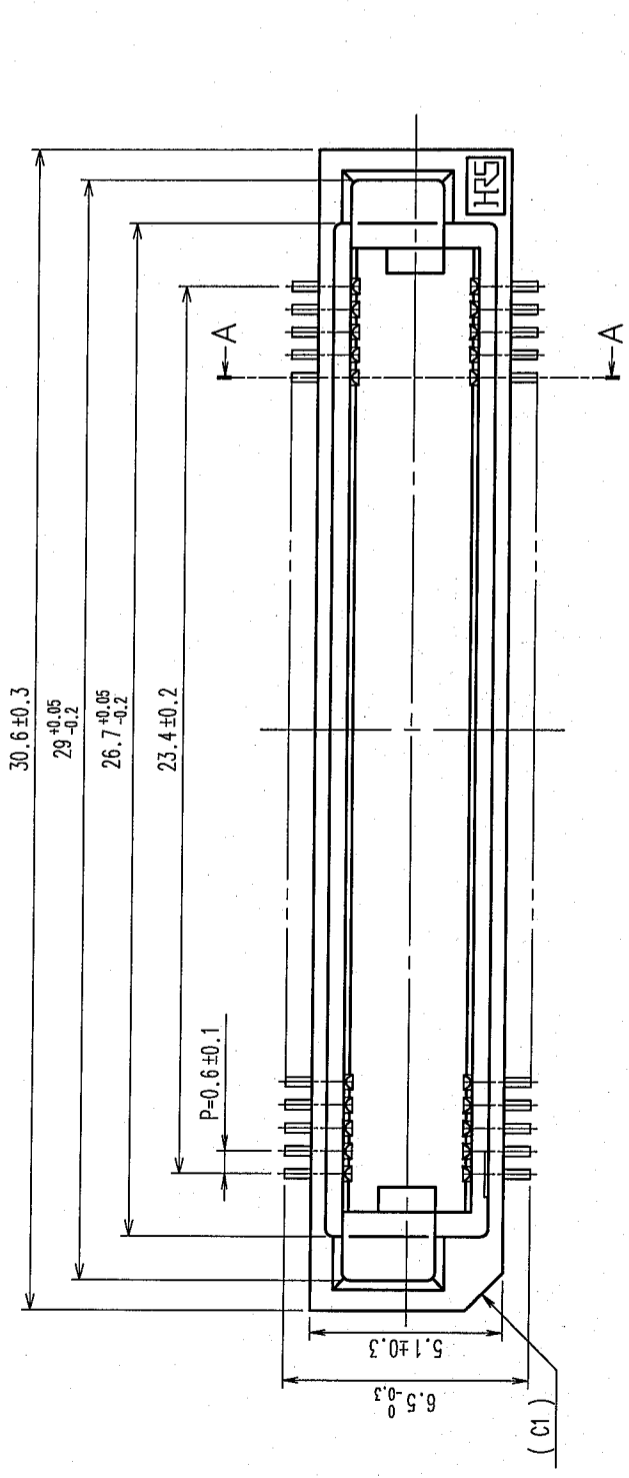
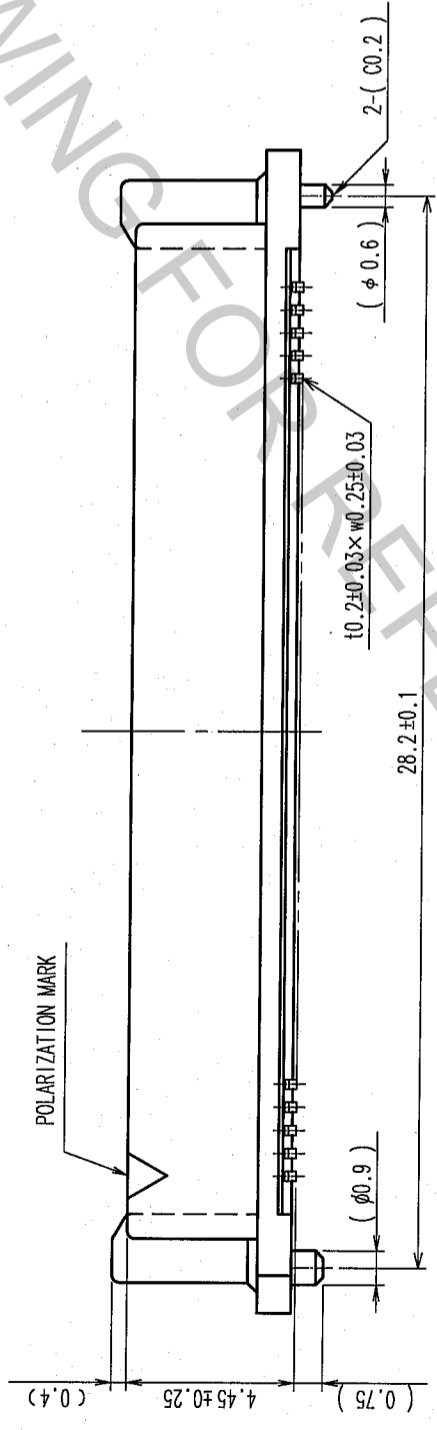
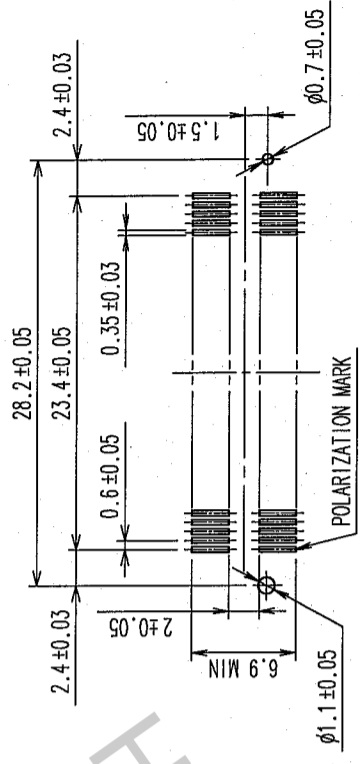


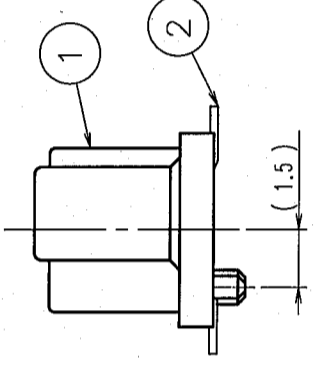
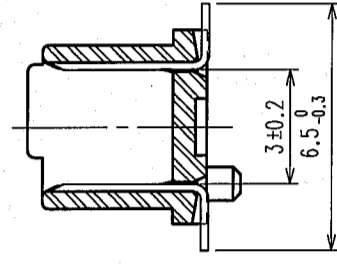
| COUNT | DESCRIPTION OF REVISIONS | BY | CHKD | DATE | COUNT | DESCRIPTION OF REVISIONS | BY | CHKD | DATE |
|-------|--------------------------|----|------|------|-------|--------------------------|----|------|------|
| △     |                          |    |      |      |       |                          |    |      |      |
| △     |                          |    |      |      |       |                          |    |      |      |
| △     |                          |    |      |      |       |                          |    |      |      |



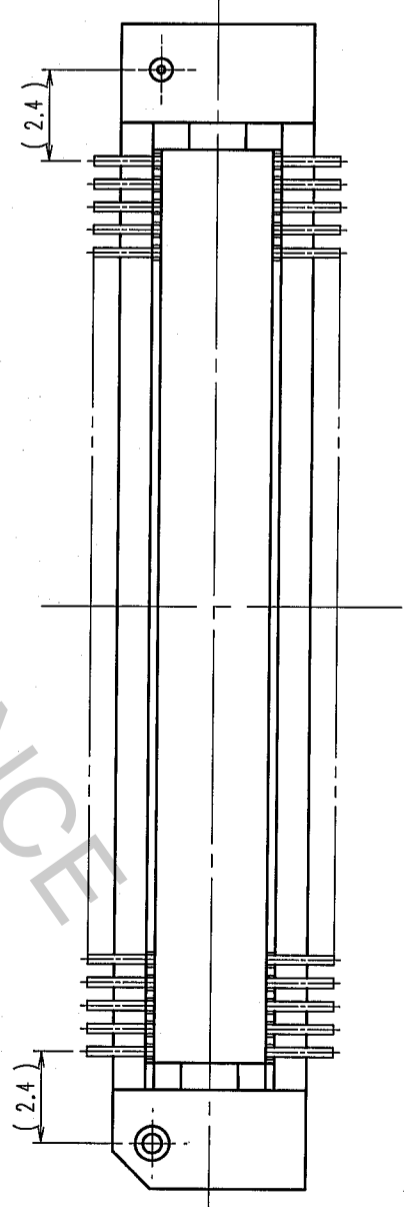
RECOMMENDED LAND PATTERN DIMENSION OF PCB (MOUNTING SIDE) (2:1)



A-A



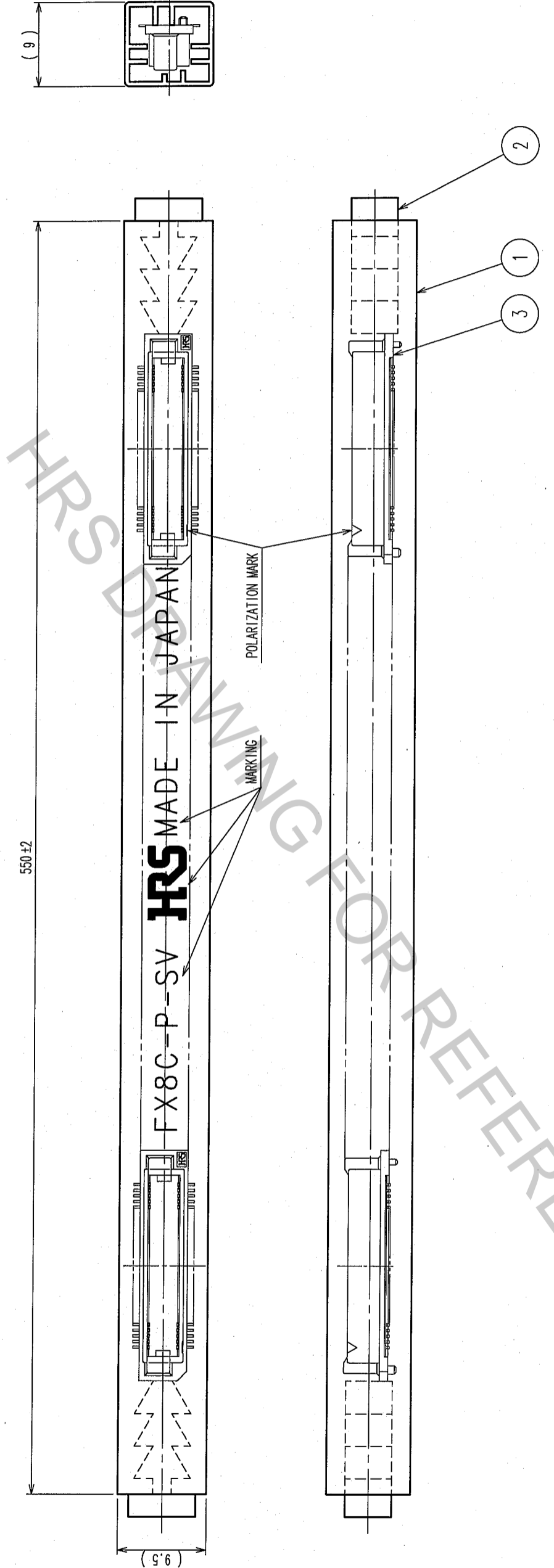
- NOTE 1. LEAD CO-PLANARITY SHALL BE 0.1mm MAX.  
 2. TUBE PACKAGING SHALL BE APPLIED FOR THIS PRODUCT.  
 SEE NEXT PAGE FOR DETAILS.  
 3. FOR MODIFICATION, ETC., PREVENTIVE HOLE FOR SINK MARK MAY BE ADDED ACCORDING TO CIRCUMSTANCES.  
 4. THE DIMENSIONS IN PARENTHESES ARE FOR REFERENCE.



| 1                             | POLYPHENYLENE SULFIDE | LIGHT BROWN (UL94V-0) | 2                           | PHOSPHOR BRONZE     | CONTACT AREA: GOLD 0.1μm min.<br>LEAD AREA: GOLD FLASH<br>UNDER PLATING: NICKEL 0.5μm min. |
|-------------------------------|-----------------------|-----------------------|-----------------------------|---------------------|--|
| NO.                           | MATERIAL              | FINISH, REMARKS       | NO.                         | MATERIAL            | FINISH, REMARKS  |
| CL                            |                       |                       |                             |                     |  |
| DRAWN<br>K. Doi               |                       | DESIGNED<br>K. Doi    |                             | CHECKED<br>K. Ogawa | APPROVED<br>H. Okawa   |
| '05-09-02                     |                       | '05-09-02             |                             | '05-09-02           | '05-09-02  |
| DRAWING NO.<br>EDC3-150822-21 |                       |                       | PART NO.<br>FX8C-80P-SV(91) |                     |  |
| SCALE<br>5:1                  |                       |                       | CODE NO.<br>CL578-0503-4-91 |                     |  |
| UNITS<br>mm                   |                       |                       | HIROSE ELECTRIC CO., LTD    |                     |  |

|     |  |
|-----|--|
| TO  |  |
| PCK |  |

| COUNT | DESCRIPTION OF REVISIONS | BY | CHKD | DATE | COUNT | DESCRIPTION OF REVISIONS | BY | CHKD | DATE |
|-------|--------------------------|----|------|------|-------|--------------------------|----|------|------|
| △     |                          |    |      |      | △     |                          |    |      |      |
| △     |                          |    |      |      | △     |                          |    |      |      |
| △     |                          |    |      |      | △     |                          |    |      |      |



NOTE 1. 1 TUBE : 17 CONNECTORS.  
 2. THE DIMENSIONS IN PARENTHESES ARE FOR REFERENCE.

| 2               |                    | 3 (CONNECTOR)   |                    |
|-----------------|--------------------|-----------------|--------------------|
| NO.             | MATERIAL           | NO.             | MATERIAL           |
| 1               | POLYVINYL CHLORIDE | 1               | POLYVINYL CHLORIDE |
|                 | STOPPER            |                 | TUBE               |
| FINISH, REMARKS |                    | FINISH, REMARKS |                    |
|                 |                    |                 |                    |
| DRAWN           |                    | DESIGNED        |                    |
| M. Doi          |                    | M. Doi          |                    |
| DATE            |                    | DATE            |                    |
| 05.09.02        |                    | 05.09.02        |                    |
| CHECKED         |                    | APPROVED        |                    |
| K. Ogawa        |                    | H. Okawa        |                    |
| RELEASED        |                    | RELEASED        |                    |
|                 |                    | 05.09.02        |                    |
| DRAWING NO.     |                    | PART NO.        |                    |
| EDC3-150822-21  |                    | FX8C-80P-SV(91) |                    |
| SCALE           |                    | CODE NO.        |                    |
| FREE            |                    | CL578-0503-4-91 |                    |
| UNITS           |                    |                 |                    |
| mm              |                    |                 |                    |

|     |  |
|-----|--|
| TO  |  |
| PCK |  |
|     |  |
|     |  |