

# NON-ISOLATED DC/DC CONVERTERS

## 3.3V Input / 1.2V – 2.5V Output / 5A



BP05xRAH-05C

### SRAH-05C / VRAH-05C Series

- Nonisolated
- Compact, low profile surface mount package
- Fixed frequency
- High efficiency means less power dissipation
- Excellent thermal performance
- Optimized for cost
- Remote on/off
- Undervoltage lockout (UVLO)
- Over current and short circuit protection



### Description

The Bel SRAH-05C and VRAH-05C modules are a series of non-isolated, step down DC/DC power converters that operate from a nominal 3.3V source. These converters are available in a range of output voltages from 1.2V to 2.5V. They are packaged in a compact, overmolded package rated at 5A. Optional lead forming provides a vertical mount product for minimal footprint or a surface mount option for a very low profile. Standard features include remote on/off, over current and short circuit protection, and output voltage adjust. These products may be used almost anywhere low voltage silicon is employed and a 3.3V source is available. Typical applications include file servers, routers, line cards and other computing and communications equipment.

### Applications

- Distributed power architectures
- Data networking equipment
- Telecommunications
- Computers and peripherals

### Part Number Selection

Output Voltage	Input Voltage	Max. Output Current	Max. Output Power	Typical Efficiency	Part Number Surface Mount	Part Number Vertical Mount
2.5V	3.3V	5A	12.5W	91%	SRAH-05C250	VRAH-05C250
1.8V	3.3V	5A	9.0W	88%	SRAH-05C180	VRAH-05C180
1.5V	3.3V	5A	7.5W	86%	SRAH-05C150	VRAH-05C150
1.2V	3.3V	5A	6W	83%	SRAH-05C120	VRAH-05C120

BP05xRAH-05C

### Absolute Maximum Ratings

Parameter	Symbol	Min	Typical	Max	Unit
Continuous Input Voltage	Vin	-0.3		6	V
Output Enable Terminal Voltage	Vouten	-0.3		6	V
Ambient Temperature	Tamb	-40		85	°C
Storage Temperature	Tstor	-40		105	°C

Note: Use beyond the maximum ratings may cause a reliability degradation of the DC/DC converter or may permanently damage the device.

### Input Specifications

Parameter	Module	Symbol	Min	Typical	Max	Units
Operating Input Voltage	All	Vin	3		3.6	V
Input Current	2.5V 1.8V 1.5V 1.2V	Iin			4.8 4.0 3.5 3.0	A
No Load Input Current	All				90	mA
Remote Off Input Current				3	10	mA
Input Reflected Ripple Current <sup>1</sup>	All			30	45	mA <sub>rms</sub>
Input Reflected Ripple Current (P-P) <sup>1</sup>	All			100	150	mApk
I <sup>2</sup> t Inrush Current Transient	All			0.0005	0.001	A <sup>2</sup> s
Turn On Voltage Threshold	All		2.6		2.7	V
Turn Off Voltage Threshold	All			2.5		V

Note: Input capacitance 270µF/16V, ESR = 0.03 Ω max at 100kHz @ 25° C.

1. With simulated source impedance of 500nH, 5Hz to 20MHz.

# NON-ISOLATED DC/DC CONVERTERS

## 3.3V Input / 1.2V – 2.5V Output / 5A



BP05xRAH-05C

### Output Specifications

Parameter	Module	Symbol	Min	Typical	Max	Units
Output Voltage Set Point <sup>1</sup>	2.5V	Vout	2.450	2.500	2.550	V
	1.8V		1.764	1.800	1.836	
	1.5V		1.470	1.500	1.530	
	1.2V		1.176	1.200	1.224	
Load Regulation	All		5	10	mV	
Line Regulation	All		3	5	mV	
Regulation Over Temperature	All		20	30	mV	
Total Output Voltage Regulation	All		28	45	mV	
Output Ripple and Noise <sup>2</sup>	All		30	80	mVp-p	
Output Ripple and Noise <sup>2</sup>	All		10	20	mVrms	
Output Current Range	All	Iout	0		5	A
Output DC Current Limit	All	Ioutlim	6		10	A
Short Circuit Surge	2.5V	Ioutsurge		0.07	0.1	A <sup>2</sup> s
	1.8V		0.07	0.1		
	1.5V		0.07	0.1		
	1.2V		0.07	0.1		
Turn on Time	All	Ton		7	15	ms
Overshoot at Turn On	All			0	1	%
Output Capacitance	All	Cout	0		2200	μF
<b>Transient Response <sup>3</sup></b>						
ΔV 50% to 100% of Max Load	All			80	170	mV
Settling Time		Ts		80	120	μs
ΔV 100% to 50% of Max Load				80	170	mV
Settling Time		Ts		80	120	μs

Note: All specifications are typical at nominal input, full load at 25° C unless otherwise stated.

1. Vin = 3.3V, Iout = full load, Ta = 25° C.

2. 0 - 20MHz, 1μF ceramic cap and 10μF aluminum cap on output.

3. di/dt = 0.5A/1μS, Ta = 25° C without external load capacitance.

BP05xRAH-05C

### General Specifications

Parameter	Module	Symbol	Min	Typical	Max	Units
Efficiency <sup>1</sup>	2.5V	$\eta$	89	91		%
	1.8V		86	88		
	1.5V		84	86		
	1.2V		81	83		
Switching Frequency	All	Fsw	570	600	630	kHz
Output Voltage Trim Range <sup>2</sup>	2.5V		90		105	%
	1.8V		90		110	
	1.5V		90		110	
	1.2V		90		110	
Weight	All			4.9		g

1. Vin=3.3V, full load and Ta=25° C.

2. See graphs on pages 10-12.

### Control Specifications

Parameter	Module	Symbol	Min	Typical	Max	Units
Remote On/Off <sup>3</sup>	All	Vouten				V
Signal Low (Unit Off)	All		-0.3		1	V
Signal High (Unit On)	All		1.8		3.6	V

3. With remote on/off pin 1 open, the module is on.

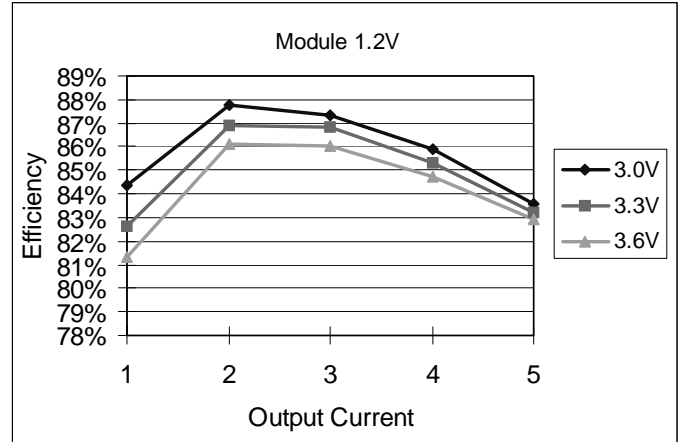
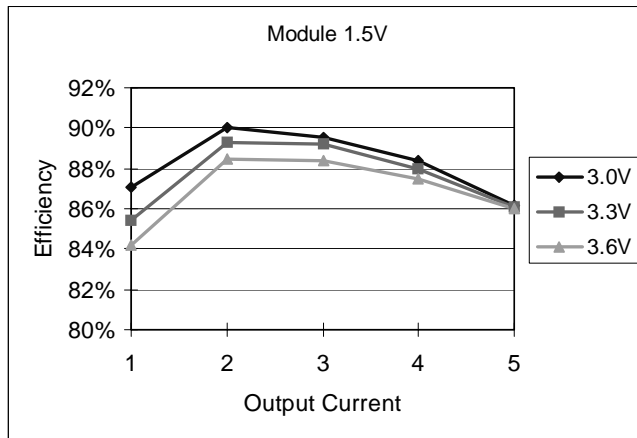
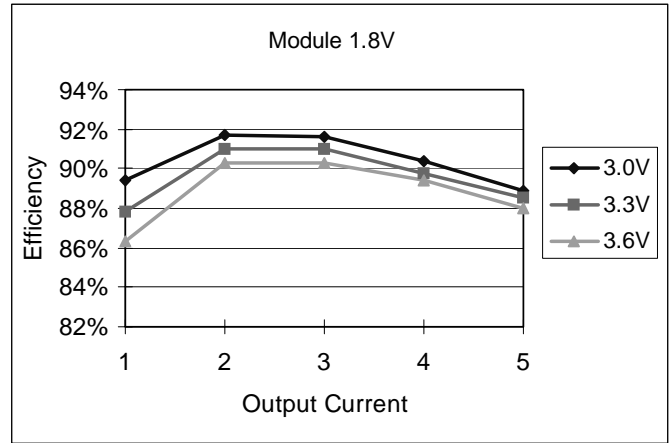
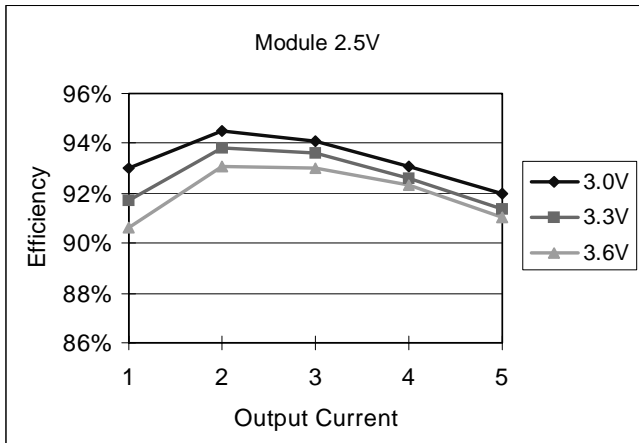
# NON-ISOLATED DC/DC CONVERTERS

3.3V Input / 1.2V – 2.5V Output / 5A



BP05xRAH-05C

## Efficiency Data



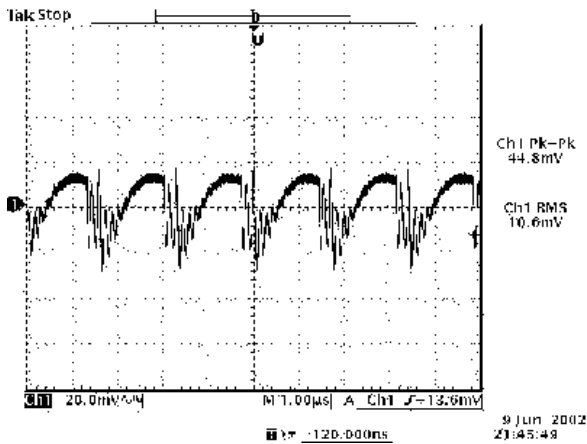
Note: On/off pin designed to work with an open collector/drain switch.

©2005 Bel Fuse Inc. Specifications subject to change without notice. 03.05

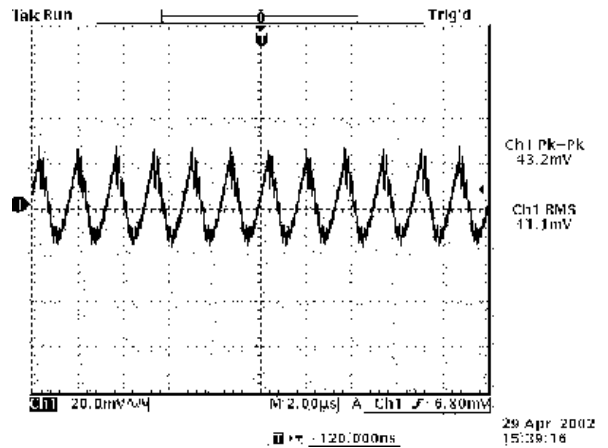
BP05xRAH-05C

### Ripple and Noise

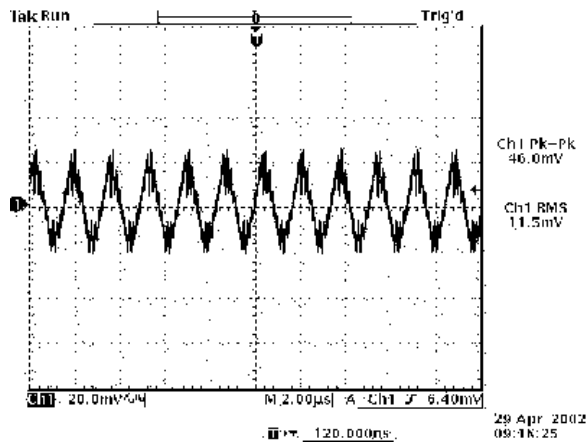
1 $\mu$ F ceramic cap and 10 $\mu$ F aluminum cap added at the output.



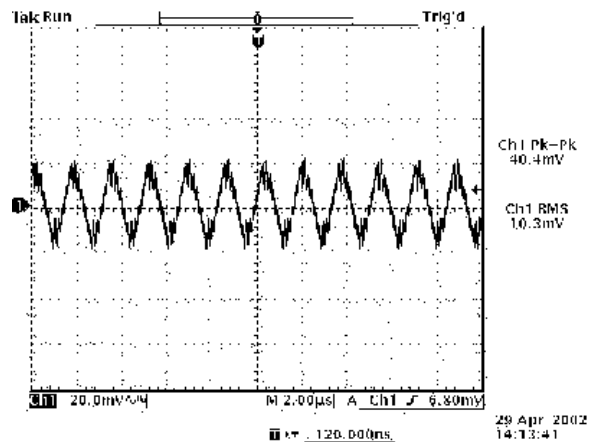
Ripple and noise at full load and 3.3Vdc input, 2.5Vdc output and Ta=25° C



Ripple and noise at full load and 3.3Vdc input, 1.8Vdc output and Ta=25° C



Ripple and noise at full load and 3.3Vdc input, 1.5Vdc output and Ta=25° C



Ripple and noise at full load and 3.3Vdc input, 1.2Vdc output and Ta=25° C

# NON-ISOLATED DC/DC CONVERTERS

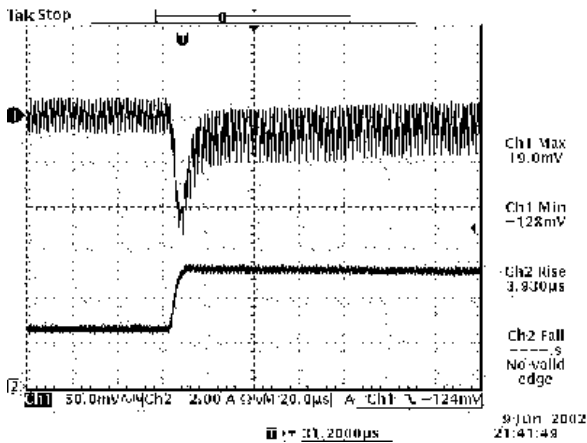
## 3.3V Input / 1.2V – 2.5V Output / 5A



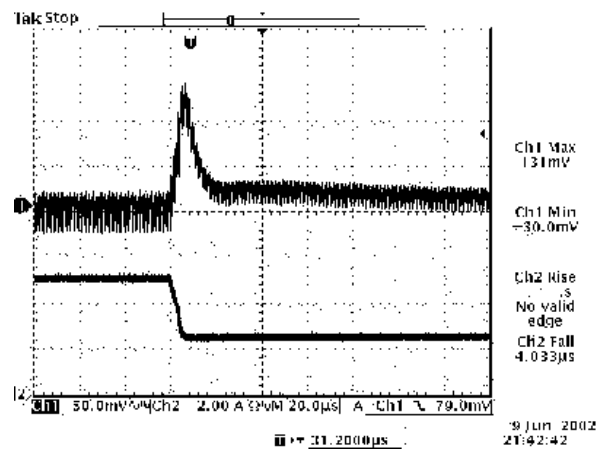
BP05xRAH-05C

### Transient Response

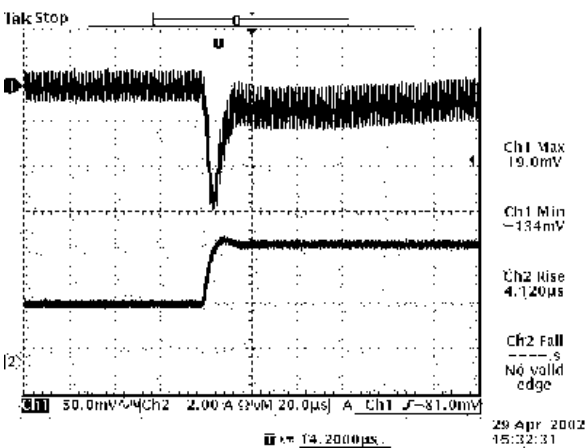
Transient response:  $di/dt = 0.5A/\mu s$ , no external load capacitance



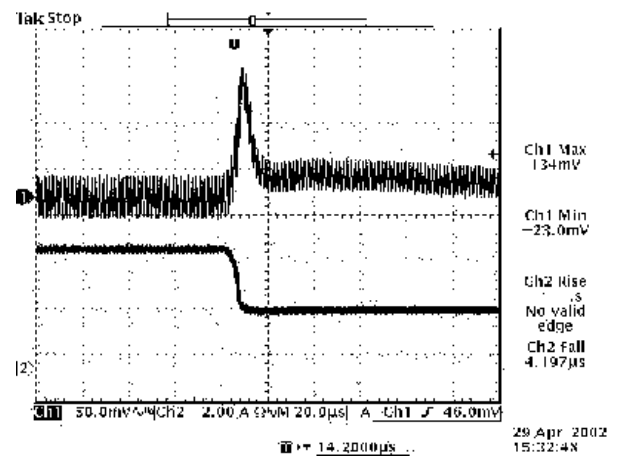
Vout=2.5V  
50% to 100% load transients at 3.3V input and Ta=25° C



Vout=2.5V  
100% to 50% load transients at 3.3V input and Ta=25° C



Vout=1.8V  
50% to 100% load transients at 3.3V input and Ta=25° C

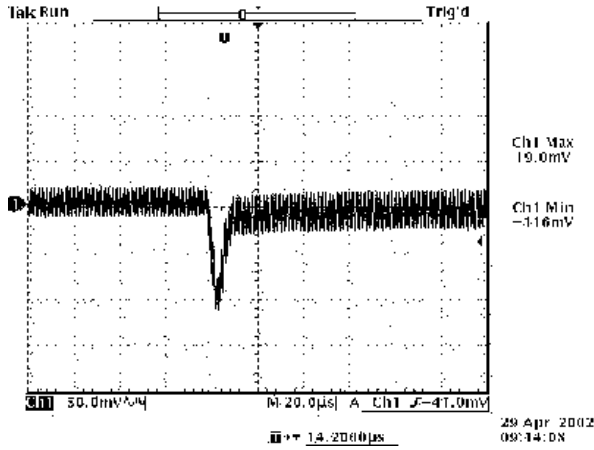


Vout=1.8V  
100% to 50% load transients at 3.3V input and Ta=25° C

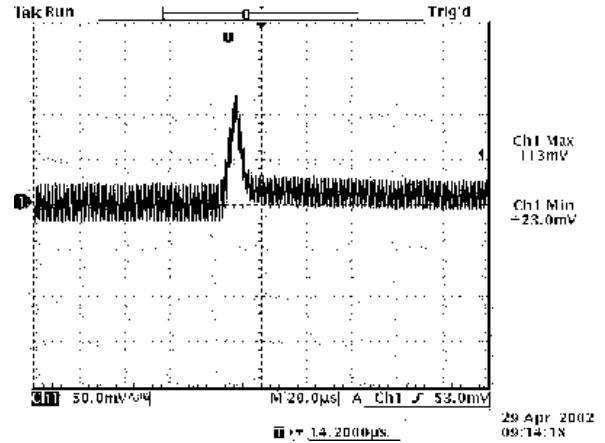
BP05xRAH-05C

### Transient Response

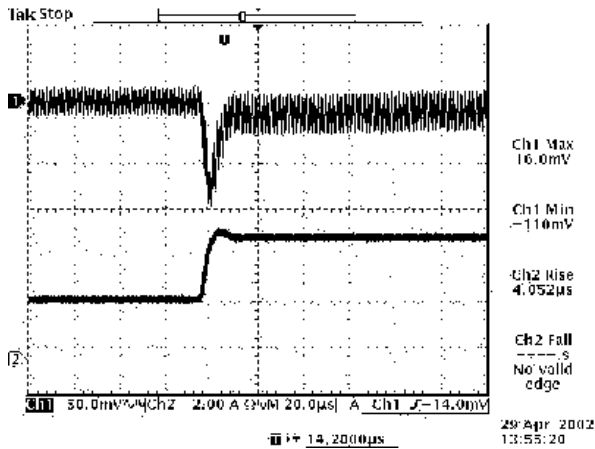
Transient response:  $di/dt = 0.5A/\mu S$ , no external load capacitance



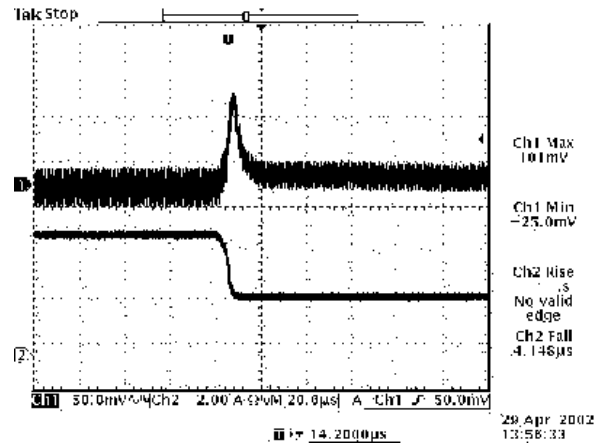
Vout=1.5V  
50% to 100% load transients at 3.3V input and Ta=25° C



Vout=1.5V  
100% to 50% load transients at 3.3V input and Ta=25° C



Vout=1.2V  
50% to 100% load transients at 3.3V input and Ta=25° C



Vout=1.2V  
100% to 50% load transients at 3.3V input and Ta=25° C



# NON-ISOLATED DC/DC CONVERTERS

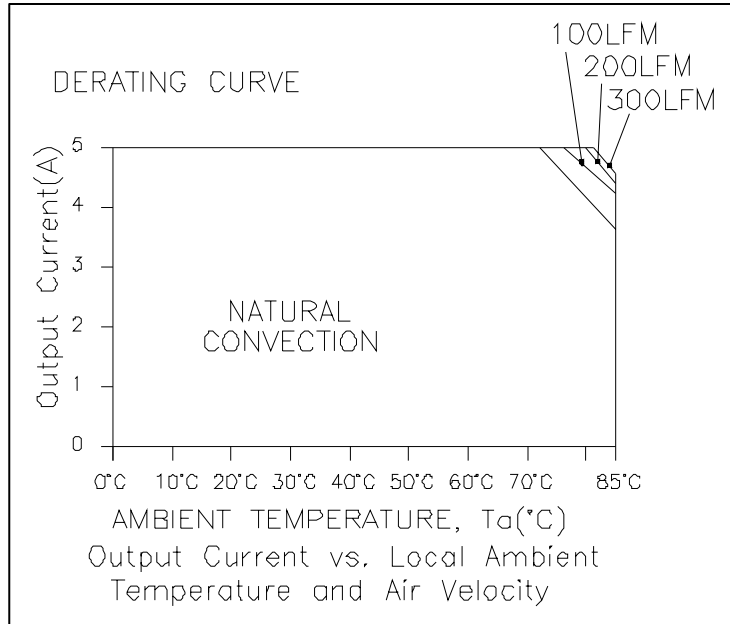
3.3V Input / 1.2V – 2.5V Output / 5A



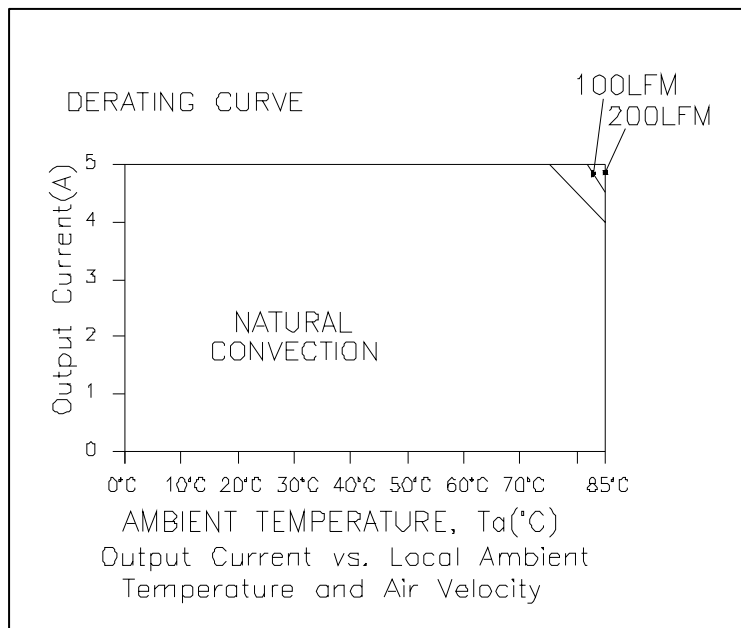
BP05xRAH-05C

## Thermal Considerations

SRAH-05C




VRAH-05C




BP05xRAH-05C

**Output Voltage Set-Point Adjustment**

Trim Down Test Circuit



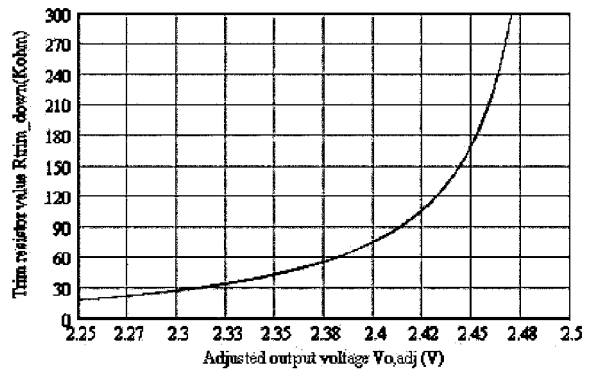
Trim Up Test Circuit



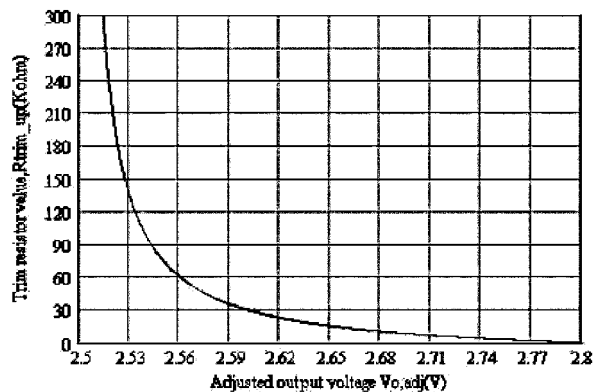
**Output Voltage Set-Point Adjustment**

**xRAH-05C250 Trim Resistor Calculation**

$$R_{\text{trim down}} = \left( \frac{9.5565}{V_o - V_{o, \text{adj}}} - 20.32 \right) \text{ Kohm}$$



$$R_{\text{trim up}} = \left( \frac{4.496}{V_{o, \text{adj}} - V_o} - 14.7 \right) \text{ Kohm}$$



# NON-ISOLATED DC/DC CONVERTERS

## 3.3V Input / 1.2V – 2.5V Output / 5A



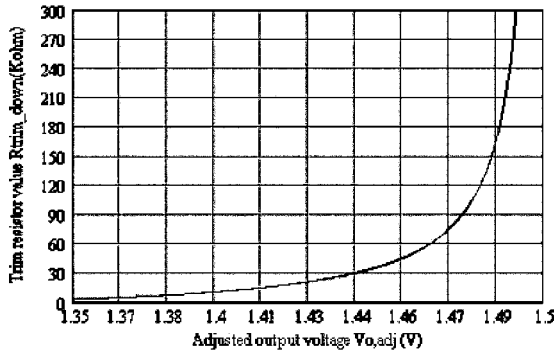
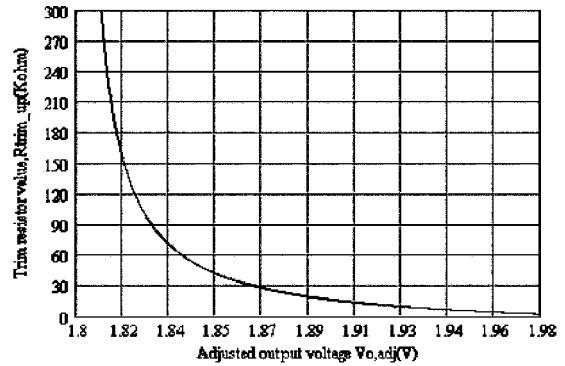
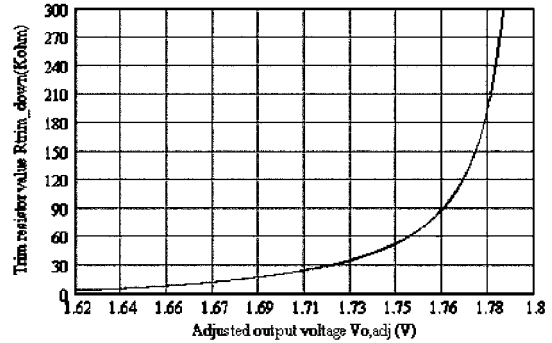
BP05xRAH-05C

### Output Voltage Set-Point Adjustment

#### xRAH-05C180 Trim Resistor Calculation

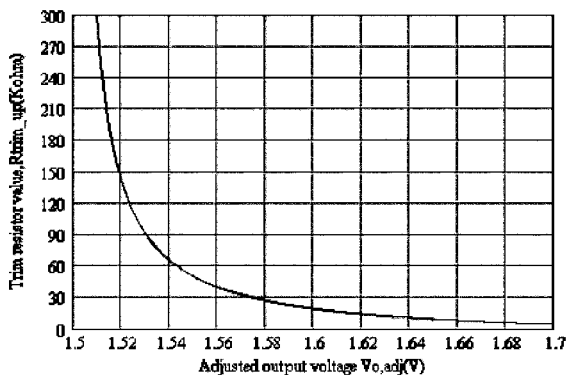
$$R_{\text{trim down}} = \left( \frac{3.8488}{V_o - V_{o, \text{adj}}} - 18.54 \right) \text{ Kohm}$$

$$R_{\text{trim up}} = \left( \frac{3.064}{V_{o, \text{adj}} - V_o} - 14.7 \right) \text{ Kohm}$$



#### x7AH-05C150 Trim Resistor Calculation

$$R_{\text{trim down}} = \left( \frac{2.6977}{V_o - V_{o, \text{adj}}} - 15.33 \right) \text{ Kohm}$$



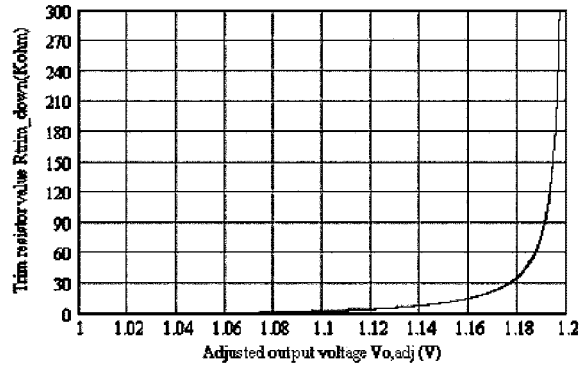
$$R_{\text{trim up}} = \left( \frac{3.064}{V_{o, \text{adj}} - V_o} - 11.5 \right) \text{ Kohm}$$

BP05xRAH-05C

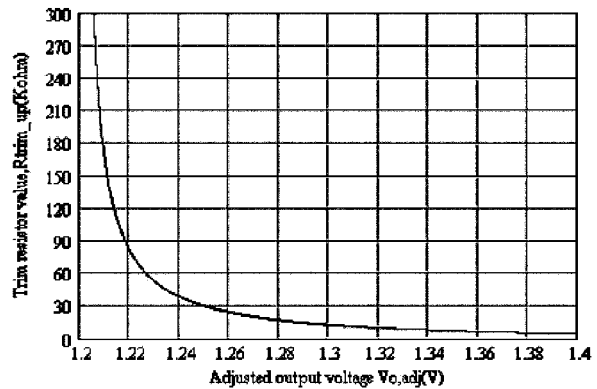
### Output Voltage Set-Point Adjustment

#### xRAH-05C120 Trim Resistor Calculation

$$R_{\text{trim down}} = \left( \frac{0.8501}{V_o - V_{o, \text{adj}}} - 6.79 \right) \text{ Kohm}$$



$$R_{\text{trim up}} = \left( \frac{1.72}{V_{o, \text{adj}} - V_o} - 4.64 \right) \text{ Kohm}$$



# NON-ISOLATED DC/DC CONVERTERS

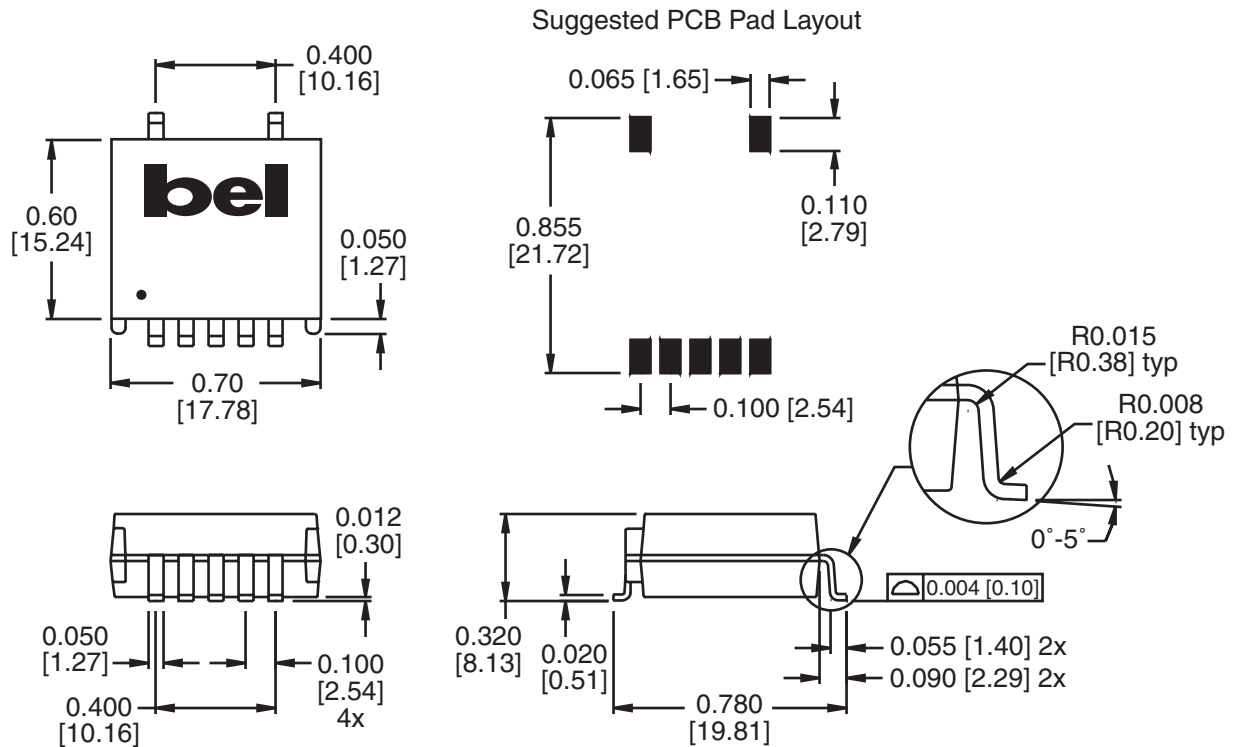
3.3V Input / 1.2V – 2.5V Output / 5A



BP05xRAH-05C


## Mechanical

SRAH-05C



Dimensions are in inches [millimeters].  
Standard dimension tolerance is  $\pm 0.005$  [0.13] unless otherwise noted.

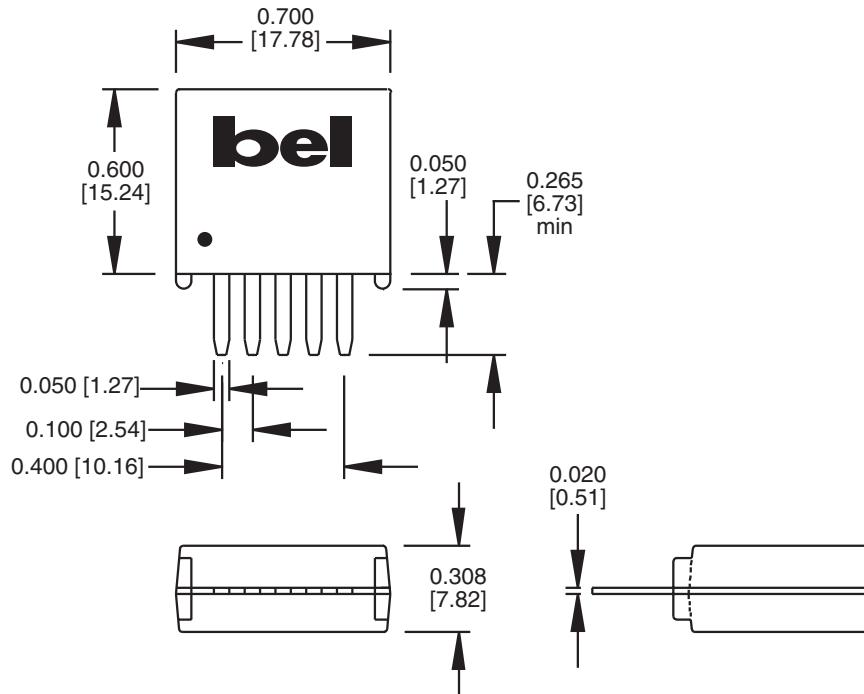
Pin	Function
1	Remote On/Off
2	+Vin
3	Ground
4	+Vo
5	Trim
6	No Connection
7	No Connection



BP05xRAH-05C


### Mechanical

VRAH-05C



Dimensions are in inches [millimeters].  
Standard dimension tolerance is  $\pm 0.005$  [0.13] unless otherwise noted.

Pin	Function
1	Remote On/Off
2	+Vin
3	Ground
4	+Vo
5	Trim



#### RoHS Compliance

Complies with the European Directive 2002/95/EC, calling for the elimination of lead and other hazardous substances from electronic products. These parts are not however compatible with the higher temperatures associated with lead free solder processes and must be soldered using a reflow profile with a peak temperature of no more than 240°C.



©2005 Bel Fuse Inc. Specifications subject to change without notice. 03.05

#### CORPORATE

**Bel Fuse Inc.**  
206 Van Vorst Street  
Jersey City, NJ 07302  
Tel 201-432-0463  
Fax 201-432-9542  
www.belfuse.com

#### FAR EAST

**Bel Fuse Ltd.**  
8F / 8 Luk Hop Street  
San Po Kong  
Kowloon, Hong Kong  
Tel 852-2328-5515  
Fax 852-2352-3706  
www.belfuse.com

#### EUROPE

**Bel Fuse Europe Ltd.**  
Preston Technology Management Centre  
Marsh Lane, Suite G7, Preston  
Lancashire, PR1 8UD, U.K.  
Tel 44-1772-556601  
Fax 44-1772-888366  
www.belfuse.com