

## Panel feed-through terminal block - RWO 8-POT - 3056213

Please be informed that the data shown in this PDF Document is generated from our Online Catalog. Please find the complete data in the user's documentation. Our General Terms of Use for Downloads are valid (<http://download.phoenixcontact.com>)



Panel feed-through terminal block, Connection method: Bolt connection, Load current : 125 A, Cross section: 2.5 mm<sup>2</sup> - 35 mm<sup>2</sup>, AWG 14 - 2, Connection direction of the conductor to plug-in direction: 0 °, Width: 20.3 mm, Color: gray

### Product Features

- Easy grouping with engagement pin versions
- Both terminal halves can be easily assembled by simply snapping them together
- Molded versions ensure maximum tightness of seal
- Spring-loaded spacers protect the bolt connection against loosening
- Automatic compensation of the panel thickness via the snap principle integrated in the insulation housing



### Key commercial data

Packing unit	1 1
Custom tariff number	85369010
Country of origin	China

### Technical data

#### General

Number of levels	1
Number of connections	2
Color	gray
Insulating material	PA
Inflammability class according to UL 94	V0
Maximum load current	125 A
Rated surge voltage	6 kV
Pollution degree	3
Surge voltage category	III
Insulating material group	I
Connection in acc. with standard	IEC 60947-7-1

## Panel feed-through terminal block - RWO 8-POT - 3056213

### Technical data

#### General

Nominal current $I_N$	125 A
Nominal voltage $U_N$	1000 V
Open side panel	nein
Number of positions	1

#### Dimensions

Width	20.3 mm
-------	---------

#### Connection data

Note	Connection bolts
Connection side	Level 1 above 1 below 1
Connection method	Bolt connection
Conductor cross section solid min.	2.5 mm <sup>2</sup>
Conductor cross section solid max.	35 mm <sup>2</sup>
Conductor cross section stranded min.	2.5 mm <sup>2</sup>
Conductor cross section stranded max.	35 mm <sup>2</sup>
Conductor cross section AWG/kcmil min.	14
Conductor cross section AWG/kcmil max	2
Screw thread	M8
Tightening torque, min	4.5 Nm
Tightening torque max	5 Nm

### Classifications

#### eCl@ss

eCl@ss 4.0	27141111
eCl@ss 4.1	27141111
eCl@ss 5.0	27141134
eCl@ss 5.1	27141134
eCl@ss 6.0	27141134
eCl@ss 7.0	27141134
eCl@ss 8.0	27141134

#### ETIM

ETIM 3.0	EC001283
ETIM 4.0	EC001283
ETIM 5.0	EC001283

# Panel feed-through terminal block - RWO 8-POT - 3056213

## Classifications

### UNSPSC

UNSPSC 6.01	30211811
UNSPSC 7.0901	39121410
UNSPSC 11	39121410
UNSPSC 12.01	39121410
UNSPSC 13.2	39121410

## Approvals

### Approvals

---

#### Approvals

UL Recognized / GOST / GOST

---


#### Ex Approvals


---


#### Approvals submitted

---

## Approval details

UL Recognized 		
	B	C
Nominal current I <sub>N</sub>	115 A	115 A
Nominal voltage U <sub>N</sub>	600 V	600 V

GOST 
--

GOST 
--

## Panel feed-through terminal block - RWO 8-POT - 3056213

### Accessories

#### Accessories

##### End cover

Flange cover - RW 8-F - 3075171



Flange cover, Color: gray

---

#### Screwdriver tools

Screwdriver - SZS 1,0X6,5 VDE - 1205079



Screwdriver, slot-headed, VDE insulated, size: 1.0 x 6.5 x 150 mm, 2-component grip, with non-slip grip

---

#### Terminal marking

Marker for terminal blocks - TMT (EX9,5)R - 0828295



Marker for terminal blocks, Roll, white, Unlabeled, Can be labeled with: THERMOMARK ROLL, THERMOMARK X, THERMOMARK S1.1, Mounting type: Snap into universal marker groove, Snap into flat marker groove, Lettering field: 9.5 x 50000 mm

---

Zack marker strip - ZB 20,3:UNPRINTED - 0820248



Zack marker strip, Strip, white, Unlabeled, Can be labeled with: Plotter, Mounting type: Snap into tall marker groove, For terminal block width: 20.3 mm, Lettering field: 10.5 x 20.25 mm

---

## Panel feed-through terminal block - RWO 8-POT - 3056213

### Accessories

Zack marker strip - ZB 16,3:UNPRINTED - 0820222



Zack marker strip, Strip, white, Unlabeled, Can be labeled with: Plotter, Mounting type: Snap into tall marker groove, For terminal block width: 16.3 mm, Lettering field: 10.5 x 16.25 mm

### Drawings

Dimensioned drawing

