
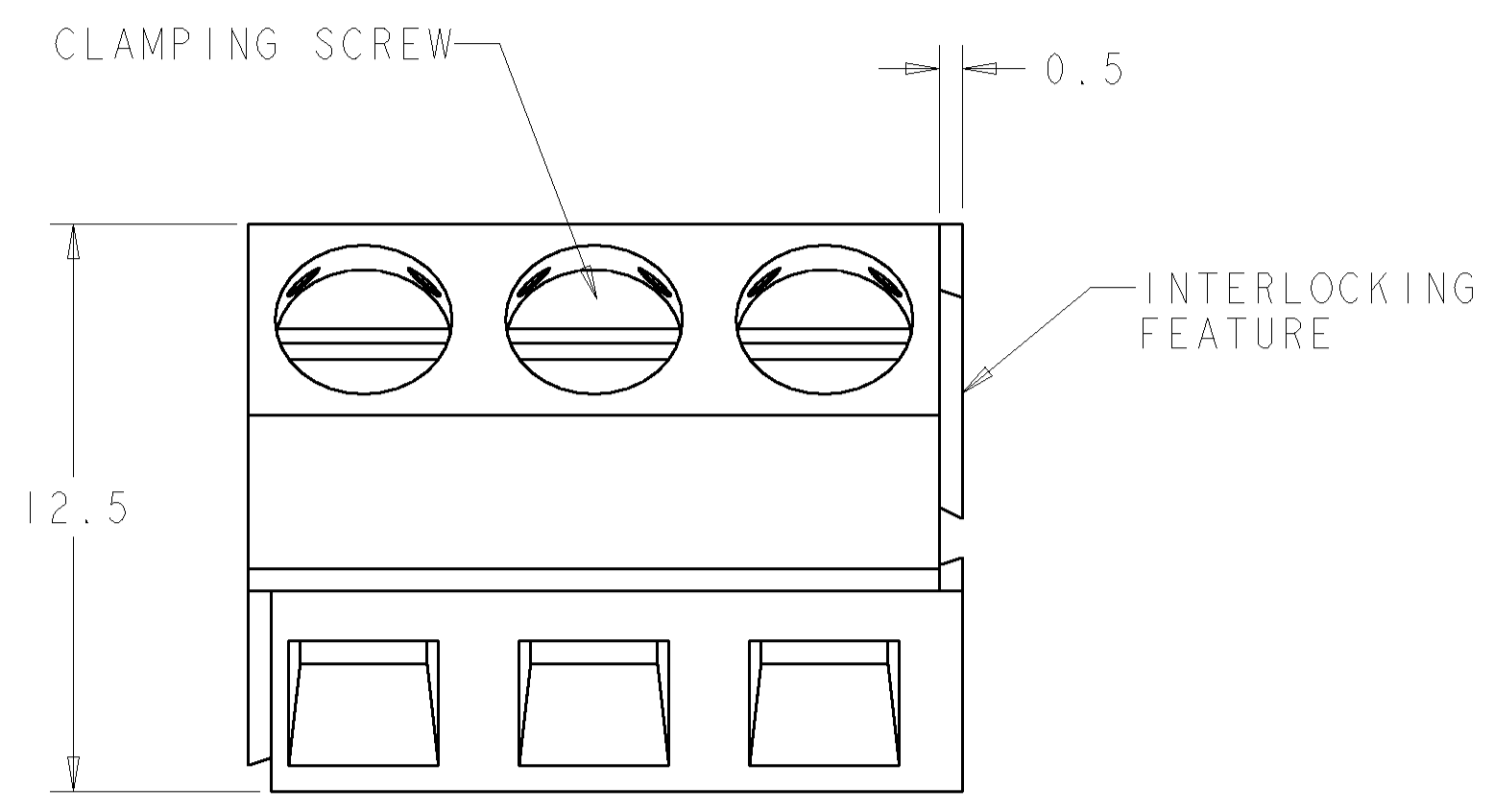
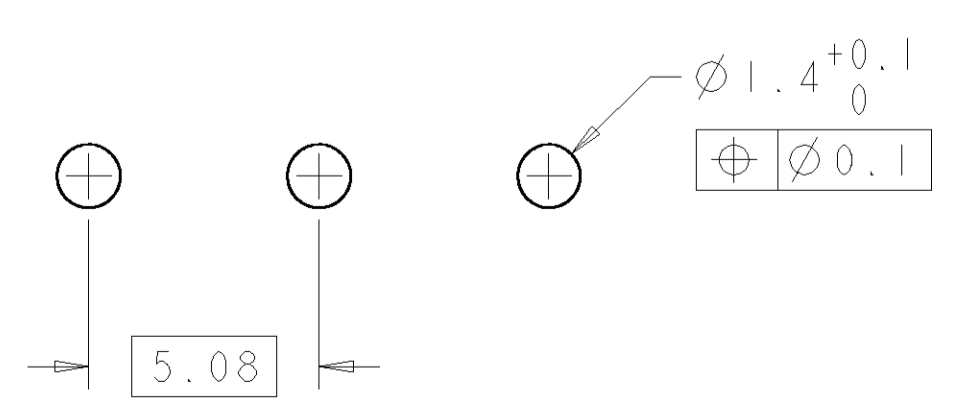
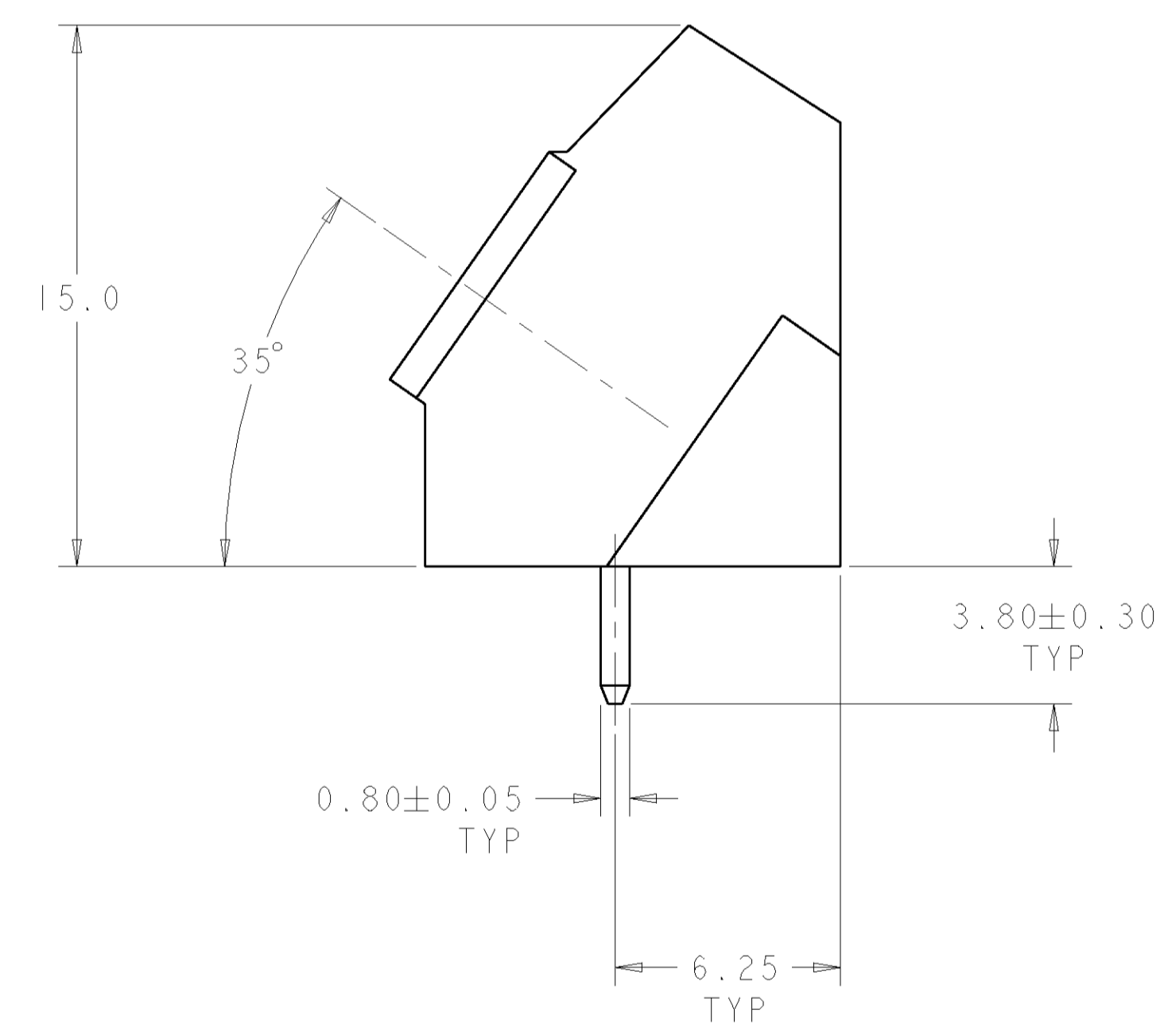
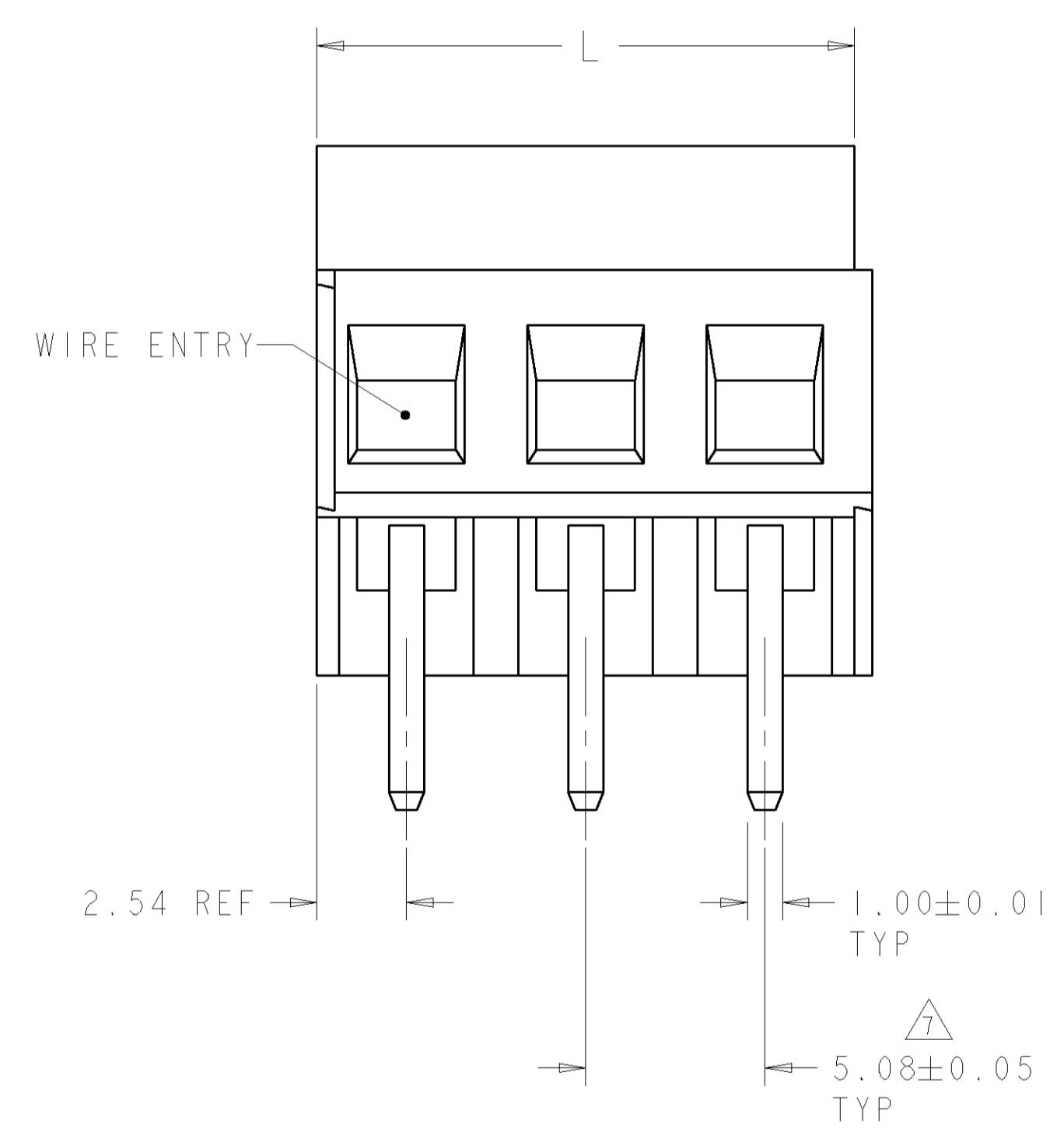


LOC		DIST		REVISIONS			
FT	0	P	LTR	DESCRIPTION	DATE	DWN	APVD
		A		RELEASED	-	-	-



1546220-3 AS SHOWN

- △ MATERIALS AND FINISH:
 HOUSING: PA 6-6, UL 94-V0, COLOR GRAY.
 CLAMP: BRASS, NICKEL PLATED.
 TERMINAL: BRASS, TIN PLATED.
 CLAMPING SCREW: M3, BRASS, NICKEL PLATED.
- SUITABLE FOR 1,6-2,4mm PCB THICKNESS.
 - END-TO-END STACKABLE W/INTERLOCK, WITHOUT LOSS OF CENTERLINE SPACING.
 - WIRE RANGE: 12-30 AWG.
 - RECOGNIZED UNDER THE COMPONENT PROGRAM OF UNDERWRITERS LABORATORIES INC. FILE N° E60677.
 - IMQ CERTIFICATE WITH SURVEILLANCE IN CONFORMITY WITH IEC 998-1/998-2-1.
- △ NOT CUMULATIVE TOLERANCE.



RECOMMENDED PC BOARD LAYOUT

60	12	1-1546220-2
55	11	1-1546220-1
50	10	1-1546220-0
45	9	1546220-9
40	8	1546220-8
35	7	1546220-7
30	6	1546220-6
25	5	1546220-5
20	4	1546220-4
15	3	1546220-3
10	2	1546220-2
L	NO OF POSN	PART NUMBER

DIMENSIONS: mm 		TOLERANCES UNLESS OTHERWISE SPECIFIED: 0 PLC ± 1 PLC ±.3 2 PLC ±.25 3 PLC ± 4 PLC ± ANGLES ± FINISH		DWN S. WELDON 02OCT2003 ENR C. RICHARD 02OCT2003 APVD C. RICHARD 02OCT2003		BUCHANAN Tyco Electronics Harrisburg, PA 17105-3608	
MATERIAL - FINISH -		WEIGHT - CUSTOMER DRAWING		PRODUCT SPEC 108-20166 APPLICATION SPEC 114-20079		NAME TERMINAL BLOCK, PCB MOUNT ANGLED WIRE ENTRY, STACKING W/INTERLOCK, 5.08mm PITCH SIZE CAGE CODE DRAWING NO RESTRICTED TO A 00779 C=1546220	
SCALE 3:1				SHEET 1 OF 1		REV A	