

High-current terminal block - UKH 50-F - 3247019

Please be informed that the data shown in this PDF Document is generated from our Online Catalog. Please find the complete data in the user's documentation. Our General Terms of Use for Downloads are valid (<http://phoenixcontact.com/download>)



High-current terminal block, Connection method: Screw connection, Cross section: 16 mm² - 70 mm², AWG: 6 - 2/0, Width: 20 mm, Height: 76 mm, Color: gray, Mounting type: ct screw connection

for direct mounting

Why buy this product

- ✓ Reliable cable connection is ensured by three-point centering of the conductor in the prismatic sleeve base
- ✓ Low contact resistance of the contact surface due to ribbing
- ✓ Screw locking by means of spring-loaded elements in the clamping part

Key Commercial Data

Packing unit	1 STK
Weight per Piece (excluding packing)	132.000 g
Custom tariff number	85369010
Country of origin	India

Technical data

Environmental Product Compliance

China RoHS	No hazardous substances above threshold values
------------	--

General

Number of levels	1
Number of connections	2
Potentials	1
Nominal cross section	50 mm ²
Color	gray
Insulating material	PA
Flammability rating according to UL 94	V0

High-current terminal block - UKH 50-F - 3247019

Technical data

General

Rated surge voltage	8 kV
Degree of pollution	3
Overvoltage category	III
Insulating material group	I
Maximum load current	150 A (with 50 mm ² conductor cross section)
Nominal current I _N	150 A
Nominal voltage U _N	1000 V
Open side panel	No
Relative insulation material temperature index (Elec., UL 746 B)	130 °C
Temperature index of insulation material (DIN EN 60216-1 (VDE 0304-21))	130 °C
Static insulating material application in cold	-60 °C
Behavior in fire for rail vehicles (DIN 5510-2)	Test passed
Flame test method (DIN EN 60695-11-10)	V0
Oxygen index (DIN EN ISO 4589-2)	>32 %
NF F16-101, NF F10-102 Class I	2
NF F16-101, NF F10-102 Class F	2
Surface flammability NFPA 130 (ASTM E 162)	passed
Specific optical density of smoke NFPA 130 (ASTM E 662)	passed
Smoke gas toxicity NFPA 130 (SMP 800C)	passed
Calorimetric heat release NFPA 130 (ASTM E 1354)	28 MJ/kg
Fire protection for rail vehicles (DIN EN 45545-2) R22	HL 1 - HL 3
Fire protection for rail vehicles (DIN EN 45545-2) R23	HL 1 - HL 3
Fire protection for rail vehicles (DIN EN 45545-2) R24	HL 1 - HL 3
Fire protection for rail vehicles (DIN EN 45545-2) R26	HL 1 - HL 3

Dimensions

Width	20 mm
Length	103.4 mm
Height	76 mm

Connection data

Connection method	Screw connection
Connection in acc. with standard	IEC 60947-7-1
Note	Note: Product releases, connection cross sections and notes on connecting aluminum cables can be found in the download area.
Conductor cross section solid min.	16 mm ²
Conductor cross section solid max.	70 mm ²
Conductor cross section AWG min.	6
Conductor cross section AWG max.	2/0

High-current terminal block - UKH 50-F - 3247019

Technical data

Connection data

Conductor cross section flexible min.	25 mm ²
Conductor cross section flexible max.	70 mm ²
Min. AWG conductor cross section, flexible	3
Max. AWG conductor cross section, flexible	2/0
Conductor cross section flexible, with ferrule without plastic sleeve min.	25 mm ²
Conductor cross section flexible, with ferrule without plastic sleeve max.	50 mm ²
Conductor cross section flexible, with ferrule with plastic sleeve min.	25 mm ²
Conductor cross section flexible, with ferrule with plastic sleeve max.	50 mm ²
2 conductors with same cross section, solid min.	10 mm ²
2 conductors with same cross section, solid max.	16 mm ²
2 conductors with same cross section, stranded min.	10 mm ²
2 conductors with same cross section, stranded max.	16 mm ²
2 conductors with same cross section, stranded, ferrules without plastic sleeve, min.	10 mm ²
2 conductors with same cross section, stranded, ferrules without plastic sleeve, max.	16 mm ²
Stripping length	24 mm
Internal cylindrical gage	B10
Screw thread	M6
Tightening torque, min	6 Nm
Tightening torque max	8 Nm

Standards and Regulations

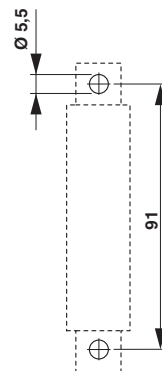
Connection in acc. with standard	IEC 60947-7-1
Flammability rating according to UL 94	V0

Drawings

Circuit diagram

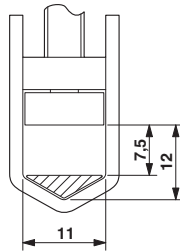


Dimensional drawing

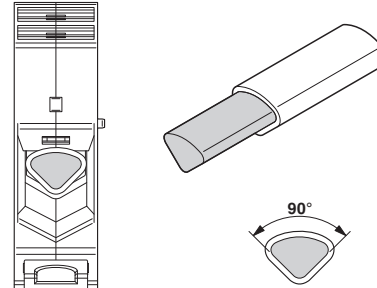


High-current terminal block - UKH 50-F - 3247019

Dimensional drawing



Schematic diagram



Connecting aluminum cables. Further notes can be found in the download area

Classifications

eCl@ss

eCl@ss 4.0	27141120
eCl@ss 4.1	27141120
eCl@ss 5.0	27141120
eCl@ss 5.1	27141120
eCl@ss 6.0	27141120
eCl@ss 7.0	27141120
eCl@ss 8.0	27141120
eCl@ss 9.0	27141120

ETIM

ETIM 4.0	EC000897
ETIM 5.0	EC000897

UNSPSC

UNSPSC 6.01	30211811
UNSPSC 7.0901	39121410
UNSPSC 11	39121410
UNSPSC 12.01	39121410
UNSPSC 13.2	39121410

Approvals

Approvals

Approvals

EAC / EAC

High-current terminal block - UKH 50-F - 3247019

Approvals

Ex Approvals

Approval details

EAC 7500651.22.01.00246

EAC EAC-Zulassung

Accessories

Accessories

Labeled terminal marker

Zack marker strip - ZB 10 CUS - 0824941



Zack marker strip, can be ordered: Strip, white, labeled according to customer specifications, Mounting type: Snap into tall marker groove, for terminal block width: 10.2 mm, Lettering field: 10.15 x 10.5 mm

Zack marker strip - ZB10,LGS:FORTL.ZAHLEN - 1053014



Zack marker strip, Strip, white, labeled, can be labeled with: Plotter, Printed horizontally: Consecutive numbers 1 - 10, 11 - 20, etc. up to 991 - 1000, Mounting type: Snap into tall marker groove, for terminal block width: 10.2 mm, Lettering field: 10.15 x 10.5 mm

Zack marker strip - ZB10,QR:FORTL.ZAHLEN - 1053027



Zack marker strip, Strip, white, labeled, can be labeled with: Plotter, Printed vertically: Consecutive numbers 1 - 10, 11 - 20, etc. up to 991 - 1000, Mounting type: Snap into tall marker groove, for terminal block width: 10.2 mm, Lettering field: 10.15 x 10.5 mm

High-current terminal block - UKH 50-F - 3247019

Accessories

Zack marker strip - ZB10,LGS:GLEICHE ZAHLEN - 1053030



Zack marker strip, Strip, white, labeled, can be labeled with: Plotter, Printed horizontally: Identical numbers 1 or 2, etc. up to 100, Mounting type: Snap into tall marker groove, for terminal block width: 10.2 mm, Lettering field: 10.15 x 10.5 mm

Marker for terminal blocks - ZB10,LGS:L1-N,PE - 1053412



Marker for terminal blocks, Strip, white, labeled, can be labeled with: Plotter, Horizontal: L1, L2, L3, N, PE, L1, L2, L3, N, PE, Mounting type: Snap into tall marker groove, for terminal block width: 10.2 mm, Lettering field: 10.15 x 10.5 mm

Marker for terminal blocks - ZB10,LGS:U-N - 1053438



Marker for terminal blocks, Strip, white, labeled, can be labeled with: Plotter, Horizontal: U, V, W, N, GND, U, V, W, N, GND, Mounting type: Snap into tall marker groove, for terminal block width: 10.2 mm, Lettering field: 10.15 x 10.5 mm

Marker for terminal blocks - UC-TM 10 CUS - 0824605



Marker for terminal blocks, can be ordered: by sheet, white, labeled according to customer specifications, Mounting type: Snap into tall marker groove, for terminal block width: 10.2 mm, Lettering field: 9.6 x 10.5 mm

Marker for terminal blocks - UCT-TM 10 CUS - 0829623



Marker for terminal blocks, can be ordered: by sheet, white, labeled according to customer specifications, Mounting type: Snap into tall marker groove, for terminal block width: 10.2 mm, Lettering field: 8.9 x 9.6 mm

High-current terminal block - UKH 50-F - 3247019

Accessories

Marker for terminal blocks - TMT 10 R CUS - 0824500



Marker for terminal blocks, can be ordered: By line, white, labeled according to customer specifications, Mounting type: Snap into universal marker groove, Snap into flat marker groove, for terminal block width: 10.2 mm, Lettering field: 6.35 x 10.15 mm

Marker pen

Marker pen - X-PEN 0,35 - 0811228



Marker pen without ink cartridge, for manual labeling of markers, labeling extremely wipe-proof, line thickness 0.35 mm

Mounting material

Insertion profile - UKH 50 EP - 3009228



Insertion profile, Color: silver

Pick-off terminal block

Pick-off terminal block - AGK 10-UKH 50 - 3001763



Pick-off terminal block, Connection method: Screw connection, Cross section: 0.5 mm² - 10 mm², AWG: 20 - 8, Width: 10.2 mm, Height: 34.7 mm, Color: gray, Mounting type: On base element

Screw bridge

High-current terminal block - UKH 50-F - 3247019

Accessories

Fixed bridge - FBI 2-20 - 0201346



Fixed bridge, Pitch: 20 mm, Number of positions: 2, Color: silver

Fixed bridge - FBI 3-20 - 0201317



Fixed bridge, Pitch: 20 mm, Number of positions: 3, Color: silver

Screwdriver tools

Screwdriver - SZS 1,2X8,0 VDE - 1205082



Screwdriver, slot-headed, VDE insulated, size: 1.2 x 8.0 x 175 mm, 2-component grip, with non-slip grip

Terminal marking

Zack marker strip - ZB 10:UNBEDRUCKT - 1053001



Zack marker strip, Strip, white, unlabeled, can be labeled with: Plotter, Mounting type: Snap into tall marker groove, for terminal block width: 10.2 mm, Lettering field: 10.5 x 10.15 mm

Marker for terminal blocks - UC-TM 10 - 0818069



Marker for terminal blocks, Sheet, white, unlabeled, can be labeled with: BLUEMARK CLED, BLUEMARK LED, Plotter, Mounting type: Snap into tall marker groove, for terminal block width: 10.2 mm, Lettering field: 9.6 x 10.5 mm

High-current terminal block - UKH 50-F - 3247019

Accessories

Marker for terminal blocks - UCT-TM 10 - 0829142



Marker for terminal blocks, Sheet, white, unlabeled, can be labeled with: THERMOMARK CARD, BLUEMARK CLED, BLUEMARK LED, TOPMARK LASER, THERMOMARK PRIME, Mounting type: Snap into tall marker groove, for terminal block width: 10.2 mm, Lettering field: 8.9 x 9.6 mm

Marker for terminal blocks - TMT 10 R - 0816210



Marker for terminal blocks, Roll, white, unlabeled, can be labeled with: THERMOMARK ROLL, THERMOMARK ROLL X1, THERMOMARK X, THERMOMARK S1.1, Perforated, Mounting type: Snap into universal marker groove, Snap into flat marker groove, for terminal block width: 10.2 mm, Lettering field: 6.35 x 10.15 mm
