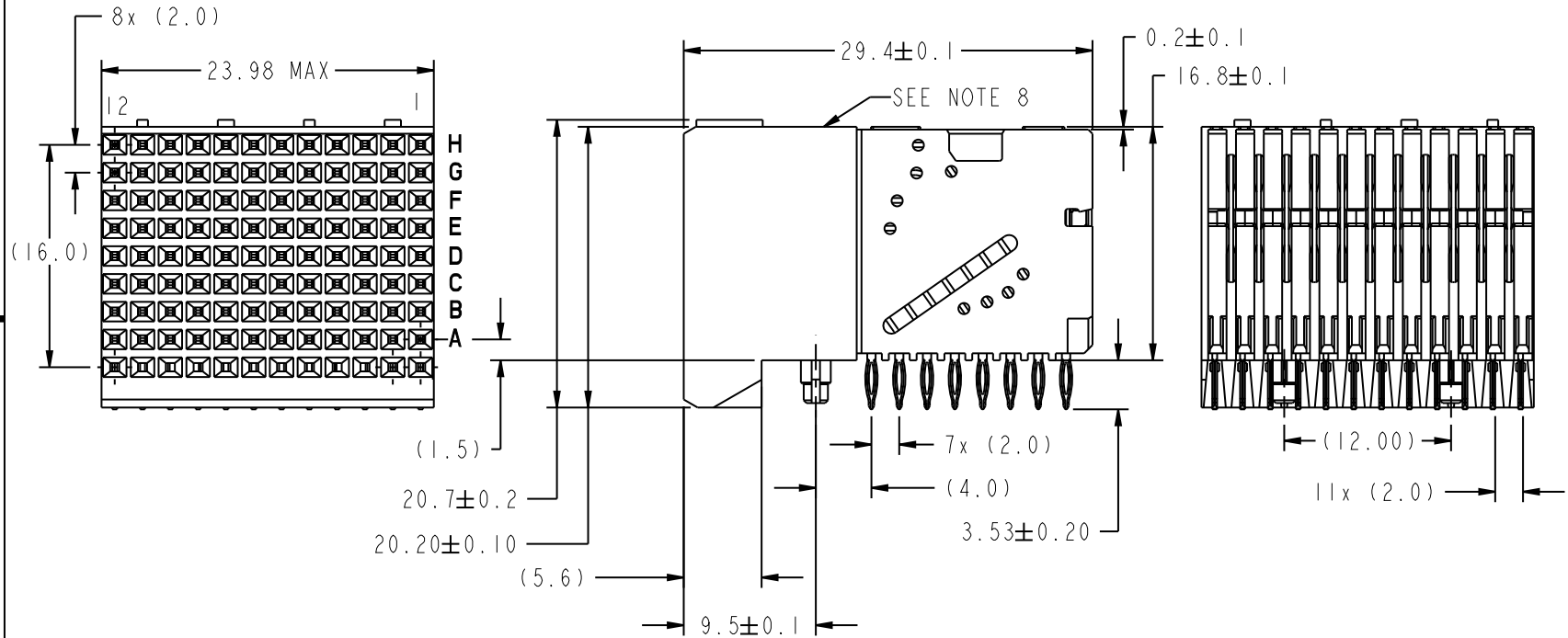


PRODUCT NO.	CONTACT PLATING PERFORMANCE LEVEL	PRESS-FIT TAIL PLATING
74770-102	TELCORDIA CO	STANDARD (SnPb)
74770-102LF		LEAD FREE (Sn)
74770-302	TELCORDIA UE	STANDARD (SnPb)
74770-302LF		LEAD FREE (Sn)



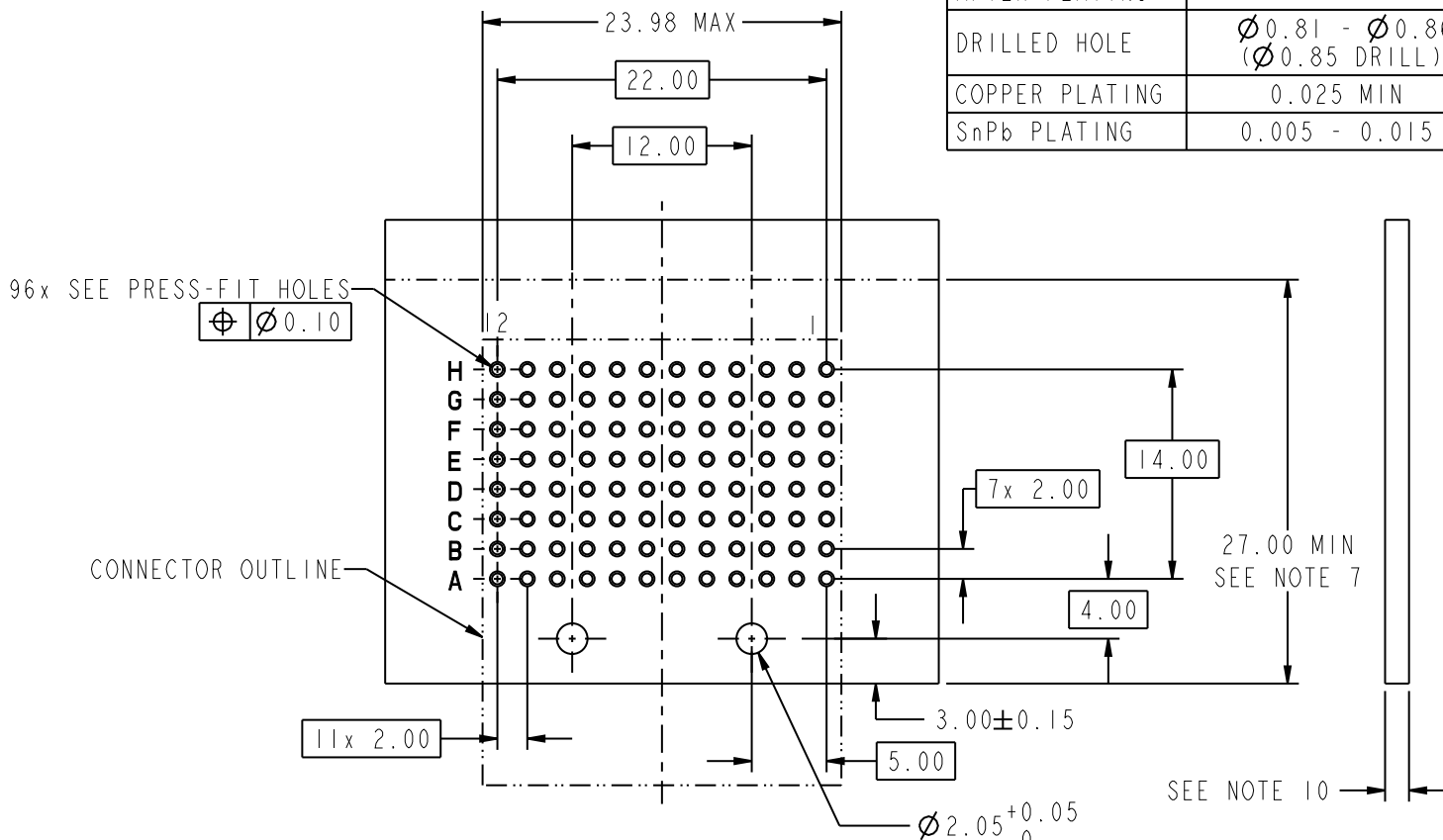
mat'l code SEE NOTE 2				tolerances unless otherwise specified		CUSTOMER	FCJ www.fciconnect.com	
ltr	ecn no.	dr	date	linear	0.X ± 0.3	COPY	projection	
L	V06-0544	DCH	2006-06-09		0.XX ± 0.13		title	
M	V07-0318	DCH	2007-04-25		.XXX ± 0.051		RIGHT ANGLE SIGNAL RECEPTACLE	
N	V08-0078	HTB	2008-02-15	angles	0° ± 2°		8 ROW, 96 POSITION	
P	109-0259	RKV	2009-11-13	dr	S. KLINE 2000-04-02	MM	product family	METRAL code
H	V20902	TAB	2002-05-09	engr	M. HAHN 2000-04-02		size	dwg no
J	V04-0599	TAB	2004-06-30	chr	RAJKRISHNAN.V 2009-11-13	scale	A	74770
K	V05-0958	LP	2005-11-17	appd	BIJU K PAUL 2009-11-13	2:1		213
sheet	revision	N	N	N	N			sheet
index	sheet	1	2	3	4			1 of 4



This document is the property of and embodies CONFIDENTIAL and PROPRIETARY information of FCJ. No part of the information shown on this document may be used in any way or disclosed to others without the written consent of FCJ. Copyright FCJ.

PRODUCT NUMBER
SEE SHEET 1

PRESS-FIT HOLES	OPTION 1
HOLE DIAMETER AFTER PLATING	Ø 0.65 - Ø 0.80
DRILLED HOLE	Ø 0.81 - Ø 0.86 (Ø 0.85 DRILL)
COPPER PLATING	0.025 MIN
SnPb PLATING	0.005 - 0.015



RECOMMENDED PCB HOLE
PATTERN-COMPONENT SIDE
SEE PRINT 58351 FOR
ADDITIONAL PCB INFORMATION

mat'l code SEE NOTE 2				tolerances unless otherwise specified		CUSTOMER	FCJ www.fciconnect.com	
ltr	ecn no.	dr	date	linear	0.X ± 0.3	COPY	title RIGHT ANGLE SIGNAL RECEPTACLE 8 ROW, 96 POSITION	
P					0.XX ± 0.13	projection	product family METRAL code 213	
				angles	.XXX ± 0.051		size 74770 sheet 2	
				dr	0° ± 2°	MM	scale A	
				enr	S. KLINE 2000-04-02	1:1	cage code 22526	
				chr	M. HAHN 2000-04-02			
				appd	RAJKRISHNAN.V 2009-11-13			
					BIJU K PAUL 2009-11-13			
sheet index	revision sheet							

This document is the property of and embodies
 CONFIDENTIAL and PROPRIETARY information of FCJ.
 No part of the information shown on this
 document may be used in any way or disclosed
 to others without the written consent of FCJ.
 Copyright FCJ.

PRODUCT NUMBER
SEE SHEET 1

NOTES

1. UNLESS OTHERWISE SPECIFIED, ALL DIMENSIONS AND TOLERANCES ARE IN ACCORDANCE WITH ASME Y14.5M, 1994
2. HOUSING MATERIAL: LIQUID CRYSTAL POLYMER, GLASS FILLED FLAME RETARDANT PER UL94V-0
SIGNAL CONTACT MATERIAL: COPPER ALLOY
3. PLATING:
PRESS-FIT TAIL AREA: SnPb ON STANDARD, Sn ON LEAD FREE
MATING CONTACT POINTS: MEETS PERFORMANCE LEVEL SHOWN ON SHEET 1
4. \varnothing 2.05 HOLE IS UNPLATED
5. SEE PRODUCT SPECIFICATION GS-12-134 FOR PRODUCT PERFORMANCE CHARACTERISTICS.
6. UNDERPLATING FOR SIGNAL CONTACTS IS 1.3 μ m Ni MIN
7. COMPONENT KEEP OUT ZONE FOR PRESS BLOCK CLEARANCE.
8. PRODUCT MARKING: DATE AND LOT CODE
9. SEE GS-20-018 FOR APPLICATION OF CONNECTOR TO PCB.
10. PCB THICKNESS RANGE: 1.3mm TO 3.4mm
11. PRODUCTS WHERE THE PART NUMBERS ENDS IN LF MEET EUROPEAN UNION DIRECTIVES AND OTHER COUNTRY REGULATIONS AS DESCRIBED IN GS-22-008.
ALL PRODUCTS WILL WITHSTAND EXPOSURE TO 260° C FOR 60 SECONDS IN A CONVECTION, INFRA-RED OR VAPOR PHASE REFLOW OVEN.



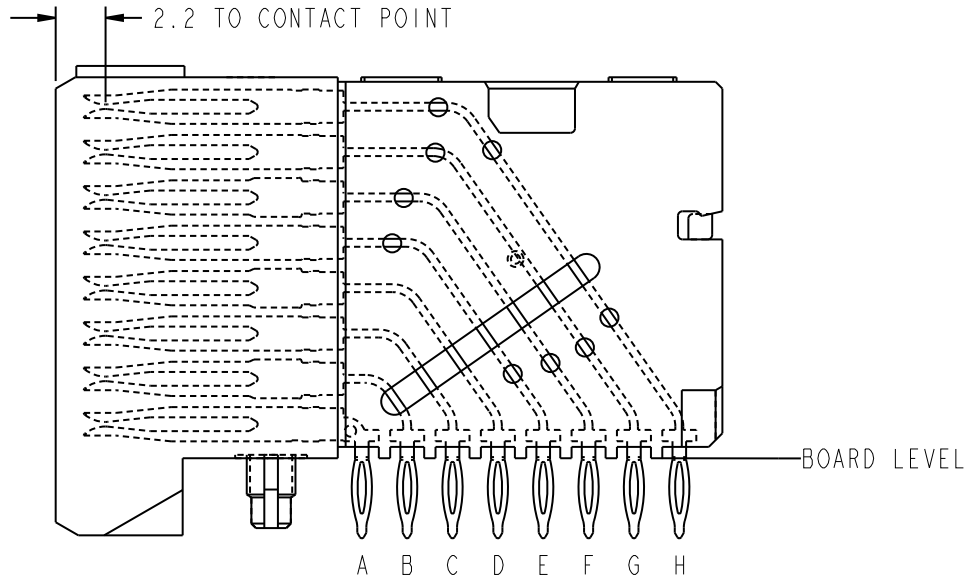
This document is the property of and embodies CONFIDENTIAL and PROPRIETARY information of FCI. No part of the information shown on this document may be used in any way or disclosed to others without the written consent of FCI. Copyright FCI.

mat'l code SEE NOTE 2				tolerances unless otherwise specified		CUSTOMER		FCI www.fciconnect.com	
ltr	ecm no.	dr	date	linear	0.X \pm 0.3		COPY		title RIGHT ANGLE SIGNAL RECEPTACLE 8 ROW, 96 POSITION
P					0.XX \pm 0.13		projection		
					.XXX \pm 0.051				
				angles	0° \pm 2°				product family METRAL code 213 sheet 3
				dr	S. KLINE	2000-04-02	MM		
				enrg	M. HAHN	2000-04-02	← MM →		
				chr	RAJKRISHNAN.V	2009-11-13	scale		
				appd	BIJU K PAUL	2009-11-13	2:1		
sheet index	revision sheet								product size A 74770

cage code 22526

PRODUCT NUMBER
SEE SHEET 1

DISTANCE FROM CONTACT POINT TO BOARD	
CONTACT	DISTANCE
A	12.5
B	15.9
C	18.9
D	21.9
E	25.0
F	28.0
G	31.1
H	34.1



CONTACT POINT AND SKEW

mat'l code SEE NOTE 2				tolerances unless otherwise specified		CUSTOMER		FCJ www.fciconnect.com			
ltr	ecr no.	dr	date	linear	0.X ±0.3	COPY		projection	title RIGHT ANGLE SIGNAL RECEPTACLE 8 ROW, 96 POSITION		
P					0.XX ±0.13	MM				product family METRAL	code 213
					.XXX ±0.051	3:1					
				angles	0° ±2°	scale		sheet 4			
				dr	S. KLINE 2000-04-02	size			cage code 22526		
				enr	M. HAHN 2000-04-02	A					
				chr	RAJKRISHNAN.V 2009-11-13	sheet		4			
				appd	BIJU K PAUL 2009-11-13	cage code					
sheet index	revision sheet										

This document is the property of and embodies CONFIDENTIAL and PROPRIETARY information of FCJ. No part of the information shown on this document may be used in any way or disclosed to others without the written consent of FCJ. Copyright FCJ.