

LOW JITTER PIN CONFIGURABLE LVPECL OUTPUT ULTRA MINIATURE PURE SILICON™ SMD CLOCK OSCILLATORS



ASEMCLP

3.2 x 2.5 x 0.85 mm

ASEMCLP

RoHS
Compliant

FEATURES:

- Ultra Miniature Pure Silicon™ Clock Oscillator
- Pin Configurable LVPECL output
- Low Jitter (Period Jitter RMS 2.5ps typical)
- Low Integrated Phase Jitter 2ps max
- Tight Stability +/-10ppm -40 to +85C
- Excellent Shock & Vibration Immunity

APPLICATIONS:

- Consumer Electronics
- Storage Area Networks
- SATA, SAS, Fibre Channel
- Passive Optical Networks
- EPON, 10G-EPON, GPON, 10G-PON
- Ethernet
- 1G, 10GBASE-T/KR/LR/SR, and FCoE
- PCI Express

Low Jitter
Pin Configurable
CMOS Output
3G MEMS

STANDARD SPECIFICATIONS:

Pre-programmed Output Frequency Configuration

Ordering Info	Freq (MHz)	Freq Select Bits [FS1, FS0] – Default is [11]			
		00	01	10	11
Frequency Configuration 1	f _{OUT}	125	212.5	106.25	156.25
Custom Configuration	f _{OUT}	Contact Abracon for customized configurations			

Frequency select bits [FS1, FS0] are weakly tied high so if left **floated**, the default setting will be [11] and the device will output the associated frequency highlighted in **Bold**. If other frequency combinations are required, please contact Abracon for customized configuration. Please see the configurable frequency range in the section 2.0

Key Electrical Specifications

Parameters	Minimum	Typical	Maximum	Units	Notes	
Configurable frequency range	10	-----	460	MHz	Commercial, Industrial temp range	
Operating Temperature	-20	-----	+70	°C	See options	
Storage Temperature	-55	-----	+150	°C		
Overall Frequency Stability ^{*1}	-50	-----	+50	ppm	See options	
Supply Voltage (Vdd)	+2.25	-----	+3.6	V		
Startup Time	-----	-----	5	ms	T=25°C	
Enable Time	-----	-----	20	ns		
Disable Time	-----	-----	5	ns		
Disable Current	-----	21	23	mA		
Tri-state Function (Standby/Disable)	"1" (VIH≥0.75*Vdd) or Open: Oscillation "0" (VIL<0.25*Vdd) : Hi Z			V	40kΩ pull-up resistor embedded	
Aging	-5.0	-----	+5.0	ppm	First year	
Supply Current (I _{dd})	-----	56.5	58	mA	RL=50Ω, 156.25MHz	
Output Logic Level	V _{OH}	V _{dd} -1.08	-----	V	RL=50Ω	
	V _{OL}	-----	-----			V _{dd} -1.55
Peak to Peak Output Swing			800	mV	Single Ended	
Rise Time	T _r	-----	250	ps	RL=50Ω	
Fall Time	T _f	-----	250	ps	20%/80%*VDD	
Duty Cycle		48	-----	52	%	Differential

*1. Frequency stability includes frequency variations due to initial tolerance, temp. and power supply voltage

ABRACON IS
ISO9001:2008
CERTIFIED

**ABRACON
CORPORATION**

Visit www.abracon.com for Terms & Conditions of Sale **Revised: 11.17.14**
30332 Esperanza, Rancho Santa Margarita, California 92688
tel 949-546-8000 | fax 949-546-8001 | www.abracon.com



3.2 x 2.5 x 0.85 mm

ASEMCLP



Key Electrical Specifications (continued)

Parameters	Minimum	Typical	Maximum	Units	Notes
Period Jitter RMS (J_{PER})	-----	2.5	-----	ps	F0= 156.25MHz
Integrated Phase Jitter (J_{PH})	-----	0.25	2	ps	200kHz ~ 20MHz, 156.25MHz
	-----	0.38	2		100kHz ~ 20MHz, 156.25MHz
	-----	1.70	2		12kHz ~ 20MHz, 156.25MHz

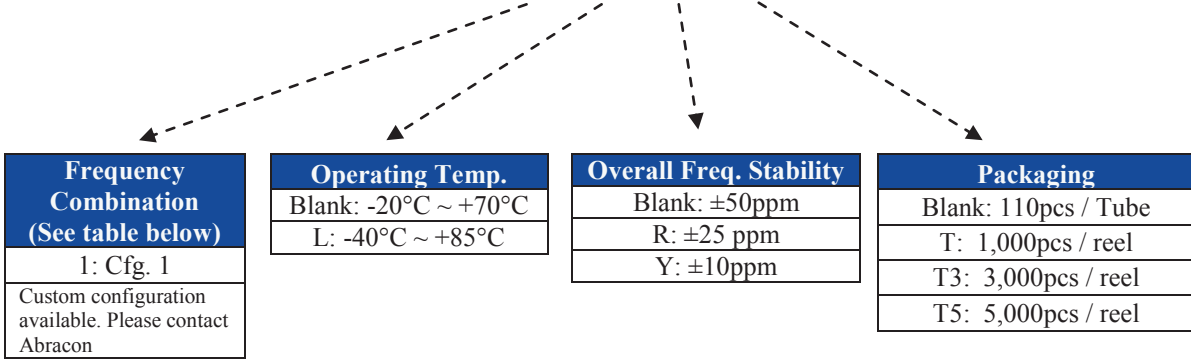
➤ **ABSOLUTE MAXIMUM RATINGS:**

Item	Minimum	Maximum	Unit	Condition
Supply Voltage	-0.3	+4.0	V	
Input Voltage	-0.3	$V_{dd}+0.3$	V	
Junction Temp.	-----	+150	°C	
Storage Temp.	-55	+150	°C	
Soldering Temp.	-----	+260	°C	40sec max
ESD			V	
	HBM	4,000		
	MM	400		
	CDM	1,500		

➤ **OPTIONS AND PART IDENTIFICATION:**


(left blank if standard)

ASEMCLP - - -



Ordering Info	Freq (MHz)	Freq Select Bits [FS1, FS0] – Default is [11]			
		00	01	10	11
Frequency Configuration 1	f_{OUT}	125	212.5	106.25	156.25
Custom Configuration	f_{OUT}	Contact Abracon for customized configurations			

Default condition: Frequency select bits [FS1, FS0] are all left floated. FS1, FS0 are pulled high [11]
 Frequency combination and default frequency is customized upon request. Please contact Abracon for the frequency combinations.

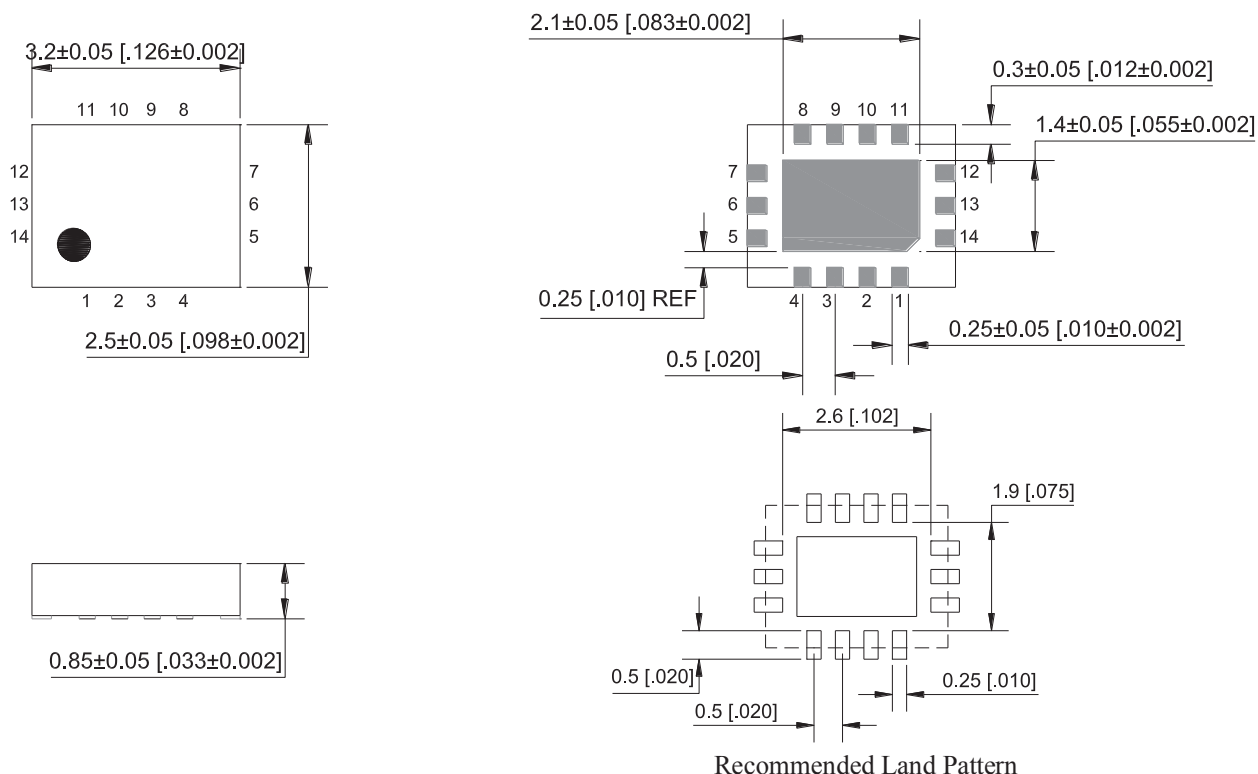


ASEMCLP



**RoHS
Compliant**

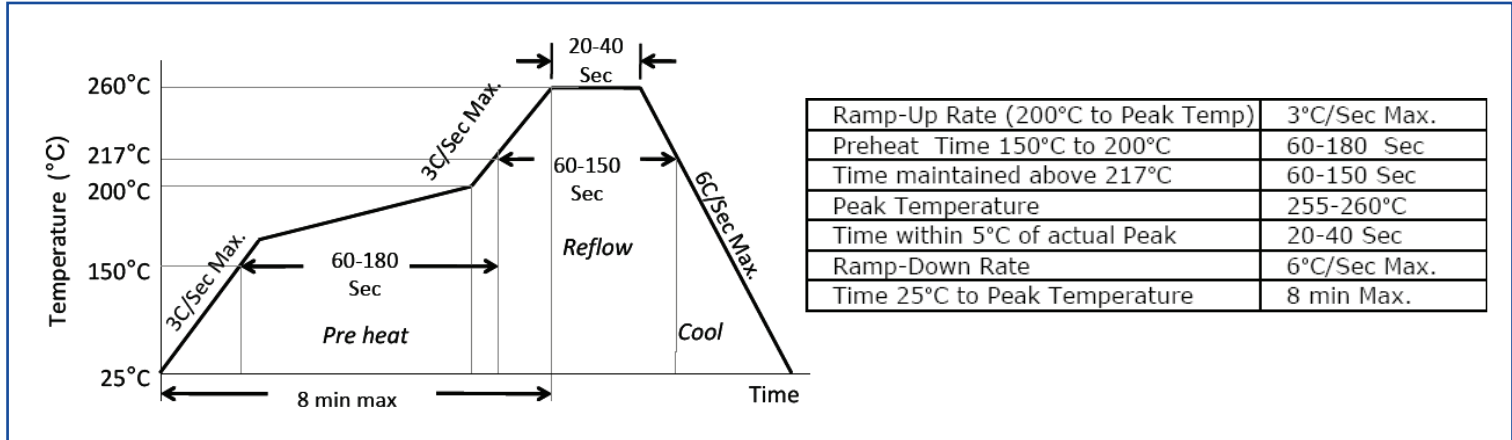
MECHANICAL DIMENSIONS



Pin No.	Pin Name	Pin Type	Description
1	Enable	I	Enables outputs when high and disables when low
2	NC	NA	Leave unconnected or grounded
3	NC	NA	Leave unconnected or grounded
4	GND	Power	Ground
5	FS0	I	Least significant bit for frequency selection
6	FS1	I	Most significant bit for frequency selection
7	NC	NA	Leave unconnected or grounded
8	Output+	O	Positive LVPECL Output
9	Output-	O	Negative LVPECL Output
10	NC	NA	Leave unconnected or grounded
11	NC	NA	Leave unconnected or grounded
12	VDD2	Power	Power Supply
13	VDD	Power	Power Supply
14	NC	NA	Leave unconnected or grounded

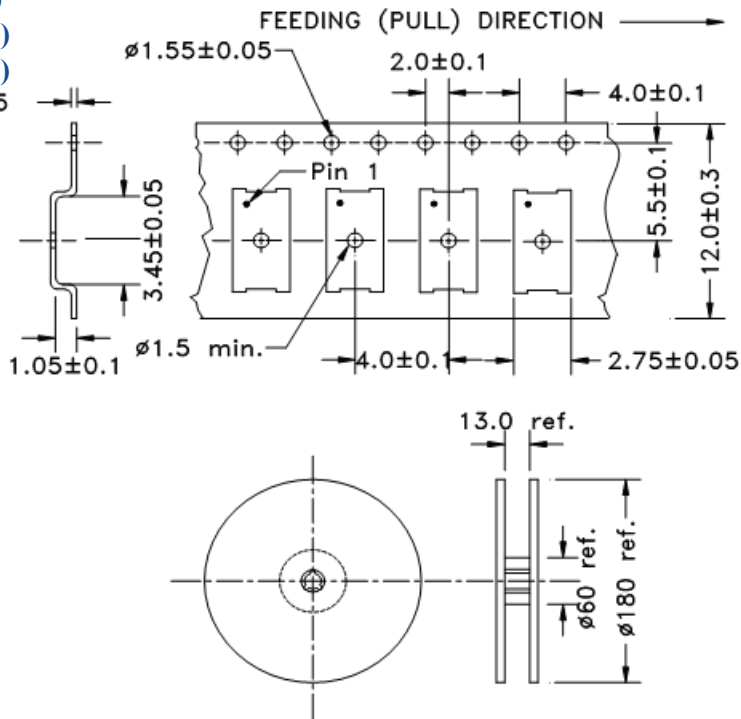
Dimensions: mm (inches)

REFLOW PROFILE

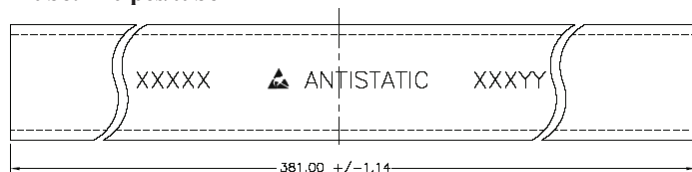


TAPE & REEL:

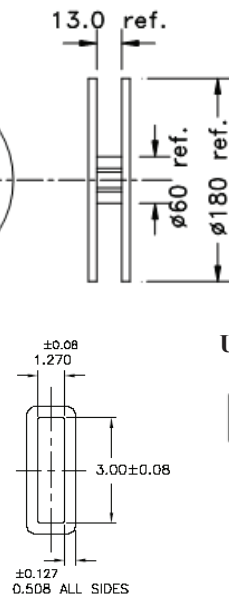
T= 1,000pcs/reel (D=180mm)
T3= 3,000pcs/reel (D=180mm)
T5= 5,000pcs/reel (D=330mm)



Tube: 110 pcs/tube



Dimensions: mm



Unit orientation in tube:



ATTENTION: Abracon Corporation's products are COTS – Commercial-Off-The-Shelf products; suitable for Commercial, Industrial and, where designated, Automotive Applications. Abracon's products are not specifically designed for Military, Aviation, Aerospace, Life-dependant Medical applications or any application requiring high reliability where component failure could result in loss of life and/or property. For applications requiring high reliability and/or presenting an extreme operating environment, written consent and authorization from Abracon Corporation is required. Please contact Abracon Corporation for more information.