

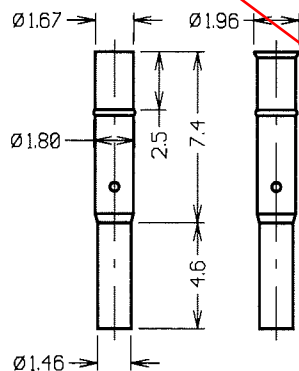
HARWIN PART NO.  
**S25-501**

HARWIN PART NO.  
**S25-011**

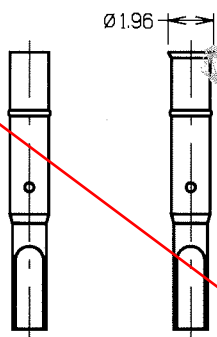
HARWIN PART NO.  
**S25-101**

HARWIN PART NO.  
**S25-201**

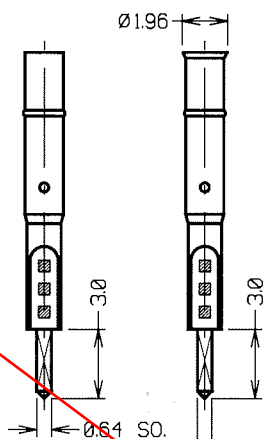
HARWIN PART NO.  
**S25-301**



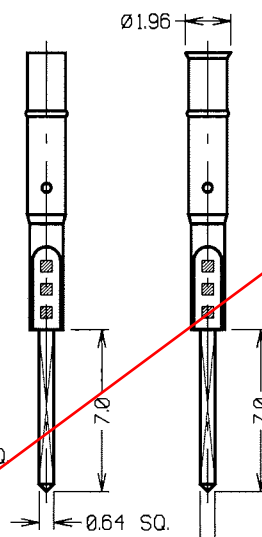
HARWIN PART NO.  
**S25-561**



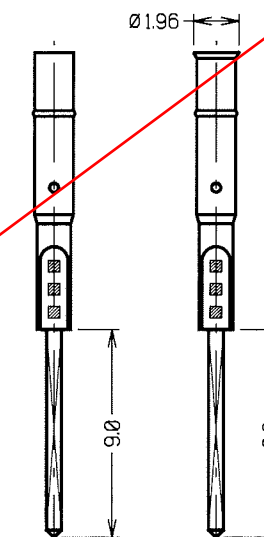
HARWIN PART NO.  
**S25-061**



HARWIN PART NO.  
**S25-161**



HARWIN PART NO.  
**S25-261**



HARWIN PART NO.  
**S25-361**

**OBSOLETE**

NOTES:

1. TO BE USED WITH PROBES P25-XX21.
2. MINIMUM CENTRES = 2.54mm.
3. MATERIAL = BRASS,  
FINISH = GOLD PLATED.
4. RECOMMENDED MOUNTING HOLE =  
Ø1.75-1.70mm.
5. ALL SPECIFICATIONS ARE STATED ON  
THE PROBE DRAWING P25-XX21.
6. ALL DIMENSIONS ON S25-501 APPLY TO ALL SLEEVES  
UNLESS OTHERWISE STATED.

ORDER CODE:  
**S25-XX1**  
SPRING PROBE  
SLEEVE (SEE DRAWING)

CUSTOMER  
INFORMATION  
SHEET

1	14.01.97	----
ISS.	DATE	C/N
APPROVED:		
CHECKED:		
DRAWN: W. BOURNE		
CUSTOMER REF.		
ASSEMBLY DRG:		

<b>HARWIN</b>			
HARWIN INC U.S.A. TEL: (012) 285 0055 FAX: (012) 285 0056	HARWIN PLC U.K. TEL: 01705 370451 FAX: 01705 314590	HARWIN PTE SINGAPORE TEL: 65 7794909 FAX: 65 7793868	HARWIN CONNECTORS KOREA TEL: 822 521 0747 FAX: 822 521 0749

TOLERANCES

X. = ±1mm  
X.X = ±0.25mm  
X.XX = ±0.10mm  
X.XXX = ±0.01mm  
ANGLES = ±1°  
UNLESS STATED

MATERIAL:  
SEE NOTE 3

FINISH: SEE NOTE 3

S/AREA: mm'

TITLE:  
2.54mm MIN. CENTRE TWO-PIECE  
SPRING PROBE SLEEVE

DRAWING NUMBER:  
**S25-XX1**

SHT  
2 OF 2