

Printed-circuit board connector - MVSTBR 2,5/18-ST-5,08 - 1792401

Please be informed that the data shown in this PDF Document is generated from our Online Catalog. Please find the complete data in the user's documentation. Our General Terms of Use for Downloads are valid (<http://download.phoenixcontact.com>)



Plug component, Nominal current: 12 A, Rated voltage (III/2): 320 V, Number of positions: 18, Pitch: 5.08 mm, Connection method: Screw connection, Color: green, Contact surface: Tin

The figure shows a 10-position version of the product



Key commercial data

Packing unit	1
Minimum order quantity	50
Catalog page	Page 130 (CC-2005)
GTIN	 4 017918 044886
Custom tariff number	85366990
Country of origin	GERMANY

Technical data

Dimensions / positions

Pitch	5.08 mm
Dimension a	86.34 mm
Number of positions	18
Screw thread	M3
Tightening torque, min	0.5 Nm
Tightening torque max	0.6 Nm

Technical data

Range of articles	MVSTBR 2,5/...-ST
Insulating material group	I
Rated surge voltage (III/3)	4 kV
Rated surge voltage (III/2)	4 kV
Rated surge voltage (II/2)	4 kV
Rated voltage (III/2)	320 V
Rated voltage (II/2)	630 V

Printed-circuit board connector - MVSTBR 2,5/18-ST-5,08 - 1792401

Technical data

Technical data

Connection in acc. with standard	EN-VDE
Nominal current I _N	12 A
Nominal voltage U _N	250 V
Nominal cross section	2.5 mm ²
Maximum load current	12 A (with 2.5 mm ² conductor cross section)
Insulating material	PA
Inflammability class according to UL 94	V0
Internal cylindrical gage	A3
Stripping length	7 mm
Nominal voltage, UL/CUL Use Group B	300 V
Nominal current, UL/CUL Use Group B	15 A
Nominal voltage, UL/CUL Use Group D	300 V
Nominal current, UL/CUL Use Group D	15 A

Connection data

Conductor cross section solid min.	0.2 mm ²
Conductor cross section solid max.	2.5 mm ²
Conductor cross section stranded min.	0.2 mm ²
Conductor cross section stranded max.	2.5 mm ²
Conductor cross section stranded, with ferrule without plastic sleeve min.	0.25 mm ²
Conductor cross section stranded, with ferrule without plastic sleeve max.	2.5 mm ²
Conductor cross section stranded, with ferrule with plastic sleeve min.	0.25 mm ²
Conductor cross section stranded, with ferrule with plastic sleeve max.	2.5 mm ²
Conductor cross section AWG/kcmil min.	24
Conductor cross section AWG/kcmil max	12
2 conductors with same cross section, solid min.	0.2 mm ²
2 conductors with same cross section, solid max.	1 mm ²
2 conductors with same cross section, stranded min.	0.2 mm ²
2 conductors with same cross section, stranded max.	1.5 mm ²
2 conductors with same cross section, stranded, ferrules without plastic sleeve, min.	0.25 mm ²
2 conductors with same cross section, stranded, ferrules without plastic sleeve, max.	1 mm ²
2 conductors with same cross section, stranded, TWIN ferrules with plastic sleeve, min.	0.5 mm ²
2 conductors with same cross section, stranded, TWIN ferrules with plastic sleeve, max.	1.5 mm ²
Minimum AWG according to UL/CUL	30
Maximum AWG according to UL/CUL	12

Printed-circuit board connector - MVSTBR 2,5/18-ST-5,08 - 1792401

Classifications

eclass

eCl@ss 4.0	272607xx
eCl@ss 4.1	27260701
eCl@ss 5.0	27260701
eCl@ss 5.1	27260701
eCl@ss 6.0	27260704
eCl@ss 7.0	27440402

etim

ETIM 3.0	EC001121
ETIM 4.0	EC002638
ETIM 5.0	EC002638

unspsc

UNSPSC 6.01	30211810
UNSPSC 7.0901	39121409
UNSPSC 11	39121409
UNSPSC 12.01	39121409
UNSPSC 13.2	39121409

Approvals

Approvals


Approvals

CSA / UL Recognized / VDE report with production monitoring / cUL Recognized / GOST / IECEE CB Scheme / GOST / cULus Recognized

Ex Approvals

Approvals submitted


Approval details

	B	D	
	mm ² /AWG/kcmil	28-12	28-12
	Nominal current I _N	10 A	10 A


Printed-circuit board connector - MVSTBR 2,5/18-ST-5,08 - 1792401

Approvals


	B	D
Nominal voltage UN	300 V	300 V

UL Recognized 


	B	D
mm ² /AWG/kcmil	30-12	30-12
Nominal current I _N	15 A	15 A
Nominal voltage UN	300 V	150 V

VDE report with production monitoring 

mm ² /AWG/kcmil	0.2-2.5
Nominal current I _N	12 A
Nominal voltage UN	250 V

cUL Recognized 

	B	D
mm ² /AWG/kcmil	30-12	30-12
Nominal current I _N	15 A	15 A
Nominal voltage UN	300 V	150 V

GOST 

IECEE CB Scheme

mm ² /AWG/kcmil	0.2-2.5
Nominal current I _N	12 A
Nominal voltage UN	250 V

GOST 

Printed-circuit board connector - MVSTBR 2,5/18-ST-5,08 - 1792401

Approvals

cULus Recognized 

Accessories

Accessories

Marking

Marker cards - SK 5,08/3,8:UNBEDRUCKT - 0805412



Marker cards, Card, white, Unlabeled, Can be labeled with: Thermomark R, Thermomark X, Thermomark S, Mounting type: Adhesive, For terminal block width: 5.08 mm

Marker pen - B-STIFT - 1051993



Marker pen, for manual labeling of unprinted Zack strips, smear-proof and waterproof, line thickness 0.5 mm

Tools

Screwdriver - SZS 0,6X3,5 - 1205053



Actuation tool, for ST terminal blocks, insulated, also suitable for use as a bladed screwdriver, size: 0.6 x 3.5 x 100 mm, 2-component grip, with non-slip grip

Additional products

Plug-in block - UMSTBVK 2,5/18-G-5,08 - 1788279



Plug component, Nominal current: 12 A, Rated voltage (III/2): 320 V, Number of positions: 18, Pitch: 5.08 mm, Connection method: Screw connection, Color: green, Contact surface: Tin, Assembly: DIN rail

Printed-circuit board connector - MVSTBR 2,5/18-ST-5,08 - 1792401

Accessories

Feed-through terminal block - ZFKK 1,5-MSTBV-5,08 - 1873016



Feed-through terminal block, Connection method: Special and hybrid connection, MSTB plug entry, Cross section: 0.2 mm² - 2.5 mm², Width: 5.08 mm, Color: gray, Mounting: NS 35/7.5, NS 35/15 / Ex data new / /

Feed-through terminal block - UK 3-MVSTB-5,08 - 3002076



Feed-through terminal block, Nominal current: 12 A, Nominal voltage: 250 V, Cross section: 0.2 mm² - 4 mm², AWG: 24 - 12, Mounting type: NS 32, NS 35/15, NS 35/7.5, Pitch: 5.08 mm, Width: 5.1, Color: gray

Base strip - MVSTBU 2,5/18-GB-5,08 - 1788693



Plug component, Nominal current: 12 A, Rated voltage (III/2): 320 V, Number of positions: 18, Pitch: 5.08 mm, Connection method: Screw connection, Color: green, Contact surface: Tin, Assembly: Direct mounting

Feed-through terminal block - UK 3-MVSTB-5,08-LA 24RD - 3002102



Feed-through terminal block, Nominal current: 12 A, Nominal voltage: 250 V, Cross section: 0.2 mm² - 4 mm², AWG: 24 - 12, Mounting type: NS 32, NS 35/15, NS 35/7.5, Pitch: 5.08 mm, Width: 5.08, Color: gray

Feed-through terminal block - UK 3D-MSTBV-5,08 - 3002131



Feed-through terminal block, Connection method: Special and hybrid connection, Cross section: 0.2 mm² - 4 mm², AWG: 24 - 12, Width: 5.08 mm, Color: gray, Mounting type: NS 32, NS 35/15, NS 35/7.5

Printed-circuit board connector - MVSTBR 2,5/18-ST-5,08 - 1792401

Accessories

Base strip - MSTBVK 2,5/18-G-5,08 - 1788884



Plug component, Nominal current: 12 A, Rated voltage (III/2): 320 V, Number of positions: 18, Pitch: 5.08 mm, Connection method: Screw connection, Color: green, Contact surface: Tin, Assembly: DIN rail

Base strip - MSTB 2,5/18-G-5,08-LA - 1770876



Header, Nominal current: 12 A, Rated voltage (III/2): 320 V, Number of positions: 18, Pitch: 5.08 mm, Color: green, Contact surface: Tin, Assembly: Soldering

Base strip - MDSTBV 2,5/18-G1-5,08 - 1762664



Header, Nominal current: 10 A, Rated voltage (III/2): 320 V, Number of positions: 18, Pitch: 5.08 mm, Color: green, Contact surface: Tin, Assembly: Soldering, In combination with MVSTB or FKCV plug components, both an MVSTBW (or FKCVW) and an MVSTBR plug (or FKCVR) must be used. Combination with TMSTBP plug components is not possible!

Base strip - MDSTB 2,5/18-G1-5,08 - 1762525



Header, Nominal current: 10 A, Rated voltage (III/2): 320 V, Number of positions: 18, Pitch: 5.08 mm, Color: green, Contact surface: Tin, Assembly: Soldering, In combination with MVSTB or FKCV plug components, both an MVSTBW (or FKCVW) and an MVSTBR plug (or FKCVR) must be used. Combination with TMSTBP plug components is not possible!

Base strip - SMSTBA 2,5/18-G-5,08 - 1767533



Header, Nominal current: 12 A, Rated voltage (III/2): 320 V, Number of positions: 18, Pitch: 5.08 mm, Color: green, Contact surface: Tin, Assembly: Soldering

Printed-circuit board connector - MVSTBR 2,5/18-ST-5,08 - 1792401

Accessories

Base strip - SMSTB 2,5/18-G-5,08 - 1769625

Header, Nominal current: 12 A, Rated voltage (III/2): 320 V, Number of positions: 18, Pitch: 5.08 mm, Color: green, Contact surface: Tin, Assembly: Soldering



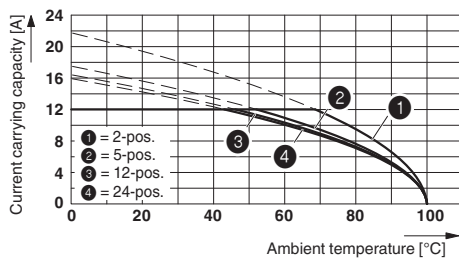
Printed-circuit board connector - ICC 2,5/18-STZ-5,08 - 1824007

Plug component, Nominal current: 12 A, Rated voltage (III/2): 320 V, Number of positions: 18, Pitch: 5.08 mm, Connection method: Crimp connection, Color: green, Corresponding male crimp contacts with current [A] and conductor cross section range [mm²] data: 10A/ICC-MT 0,5-1,0 (3190577); 10A/ICC-MT 0,5-1,0 BA (3190603); 12A/ICC-MT 1,5-2,5 (3190580); 12A/ICC-MT 1,5-2,5 BA (3190593). BA = Bandkontakte

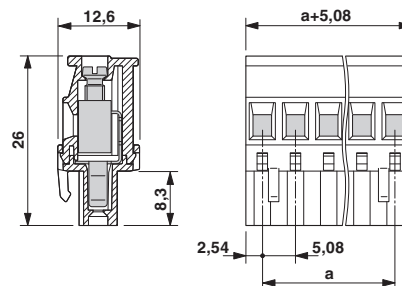


Drawings

Diagram



Dimensioned drawing



Type: MVSTBR 2,5/...-ST(5,08) with MSTBA 2,5/...-G(-5,08)