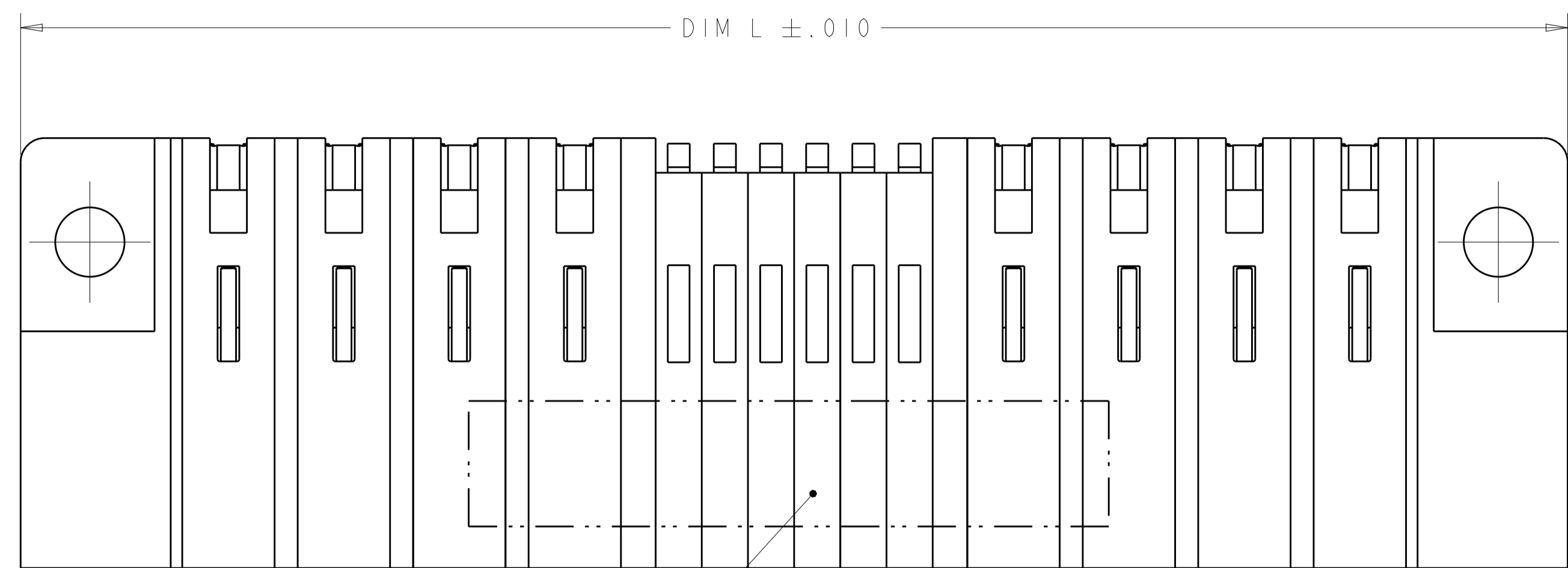
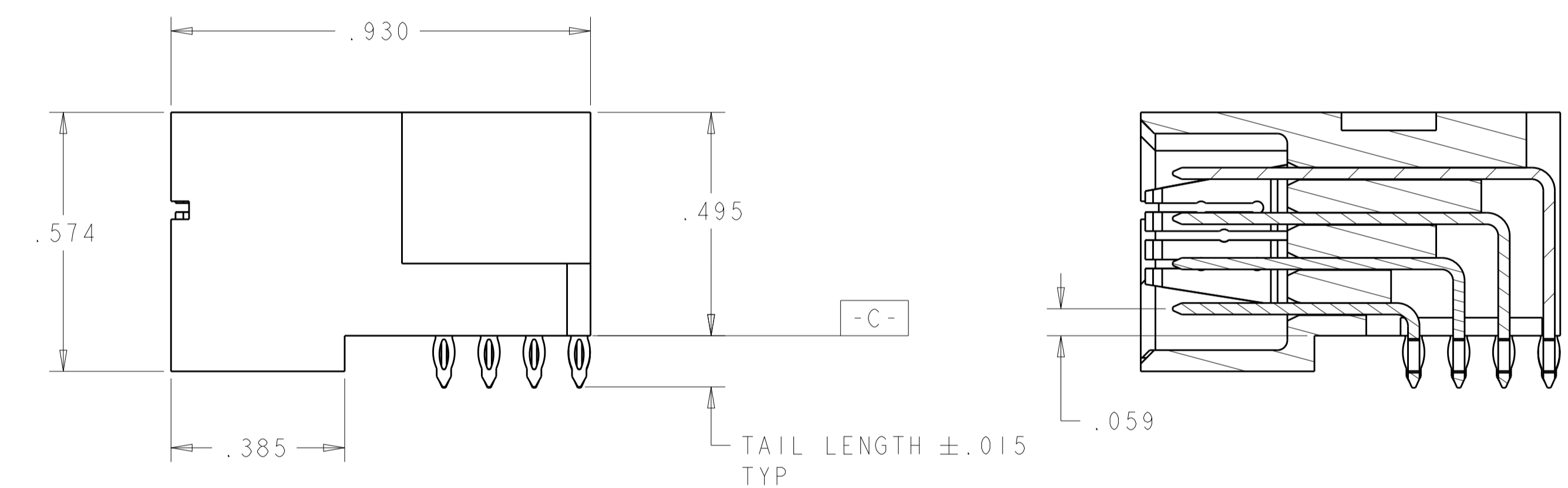
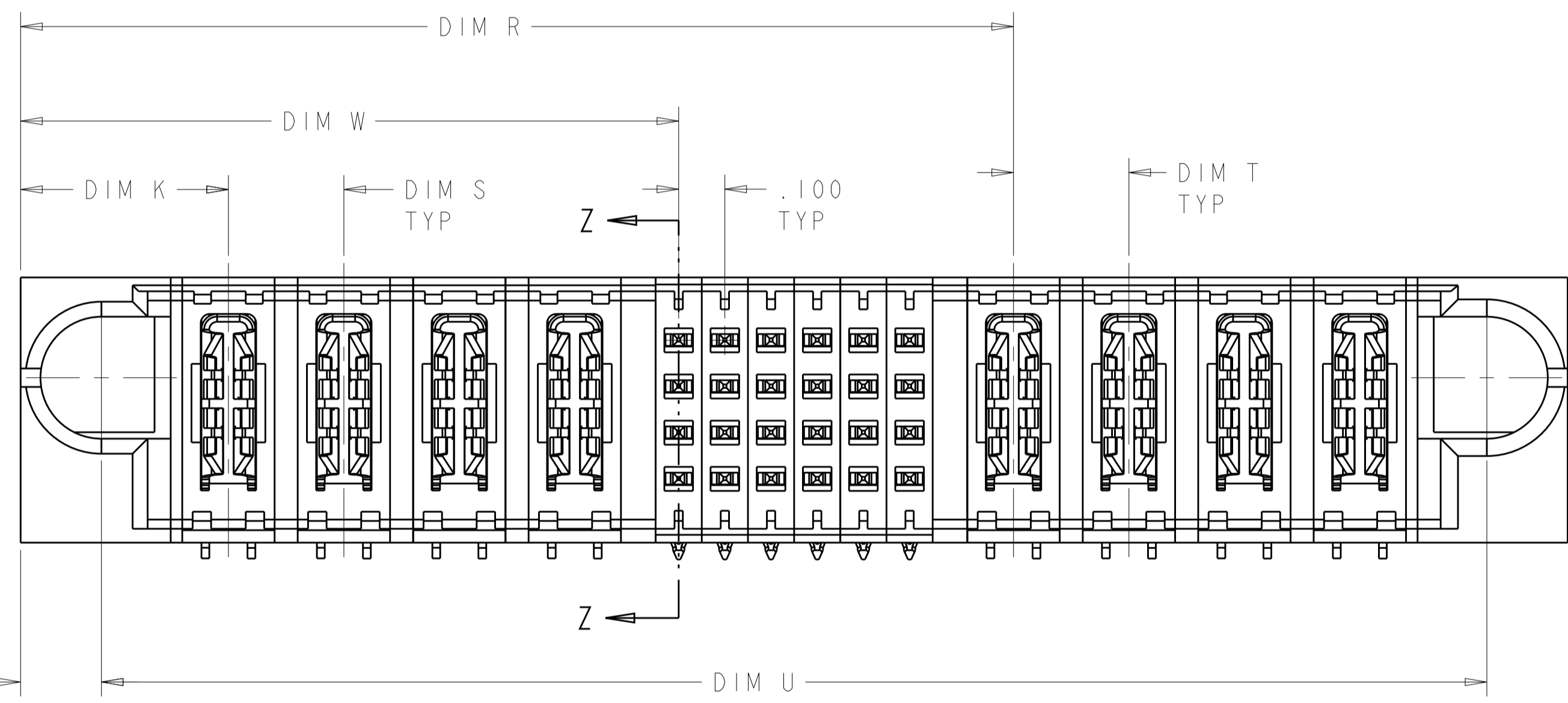


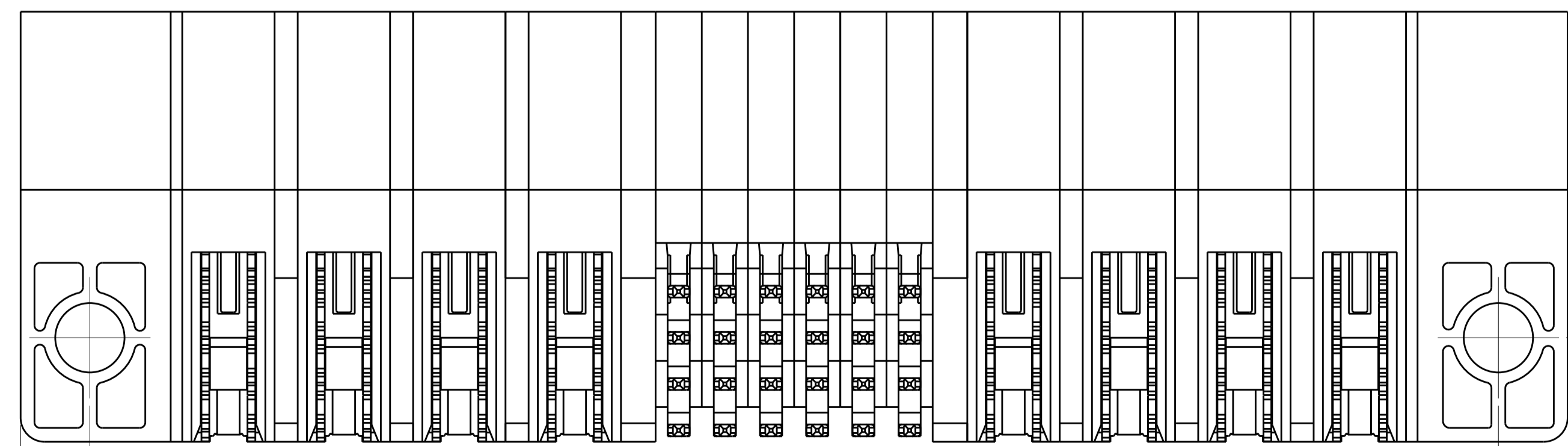
| LOC | | DIST | | REVISIONS | | | |
|-----|----|-----------------------|-----------|-----------|-----|------|--|
| ES | 00 | REV | DATE | BY | CHK | APPV | |
| C8 | | REV PER ECR-13-004179 | 07MAR2013 | CZ | SZ | | |
| C9 | | REVISED | 27MAY2013 | CZ | SZ | | |



- 1 PART NUMBER, AND DATE CODE MARKED IN AREA SHOWN.
- 2 MATERIAL:
 HOUSING - GLASS FILLED HIGH TEMP THERMO PLASTIC, UL94 V-0
 SIGNAL CONTACT - COPPER ALLOY
 POWER CONTACT - HIGH CONDUCTIVITY COPPER ALLOY
- 3 CONTACT PLATING: NOBLE METAL PLATING ON CONTACT FUNCTIONAL AREA OF POWER AND SIGNAL CONTACTS
- 4 MECHANICAL CONNECTOR KEEP OUT ZONE.
- 5 DATUM AND BASIC DIMENSIONS ESTABLISHED BY CUSTOMER.
- 6 PCB - ALL HOLE DIAMETERS ARE FINISHED HOLE SIZES.
- 7 PCB - .0453±.0010 DRILLED HOLES PLATED WITH .0003 MIN Sn OVER .001 TO .003 Cu PLATING TO ACHIEVE A .040 HOLE.
- 8 NOT RELEASED FOR PRODUCTION.



SECTION Z-Z



| WITH | WITHOUT | DIM T | DIM S | DIM R | DIM W | DIM L | DIM U | DIM D | DIM K | DESCRIPTION | PART NUMBER |
|-----------|---------|-------|-------|-------|-------|-------|-------|-----------------|-------------|-------------|-------------|
| .250 | .250 | 2.250 | 1.875 | 3.450 | 3.100 | 3.150 | .450 | 6P + 12S + 4P | 1-6450530-4 | | |
| .250 | .250 | 2.950 | 1.375 | 4.150 | 3.800 | 3.850 | .450 | 4P + 60S + 4P | 1-6450530-3 | | |
| .250 | .250 | 1.550 | .875 | 2.250 | 1.900 | 1.950 | .450 | 2P + 24S + 2P | 1-6450530-1 | | |
| .250 | .250 | 2.000 | 1.125 | 2.950 | 2.600 | 2.650 | .450 | 3P + 32S + 3P | 6450530-9 | | |
| - | - | 1.425 | .700 | 1.925 | 1.575 | 1.625 | .475 | 1P + 24S + 1P | 6450530-8 | | |
| .250 | .250 | 2.150 | 1.425 | 3.350 | 3.000 | 3.050 | .450 | 4P + 24S + 4P | 6450530-7 | | |
| .250 | .300 | 1.750 | 1.275 | 3.950 | 3.600 | 3.650 | .475 | 3ACP + 16S + 8P | 6450530-6 | | |
| .250 | .250 | 1.550 | .875 | 2.250 | 1.900 | 1.950 | .450 | 2P + 24S + 2P | 6450530-5 | | |
| .250 | .250 | 1.550 | .875 | 2.250 | 1.900 | 1.950 | .450 | 2P + 24S + 2P | 6450530-4 | | |
| - | - | 1.100 | .625 | 1.550 | 1.200 | 1.250 | .450 | 1P + 16S + 1P | 6450530-3 | | |
| HOLD DOWN | | DIM T | DIM S | DIM R | DIM W | DIM L | DIM U | DIM D | DIM K | DESCRIPTION | PART NUMBER |

.150 REF

THIS DRAWING IS A CONTROLLED DOCUMENT. DWN: CECILY.ZHOU 31JUL2006
 CHK: S.YAO 31JUL2006

DIMENSIONS: INCHES TOLERANCES UNLESS OTHERWISE SPECIFIED:
 0 PLC ±.01
 1 PLC ±.01
 2 PLC ±.01
 3 PLC ±.005
 4 PLC ±.002
 ANGLES ±.020

MATERIAL: FINISH: 3

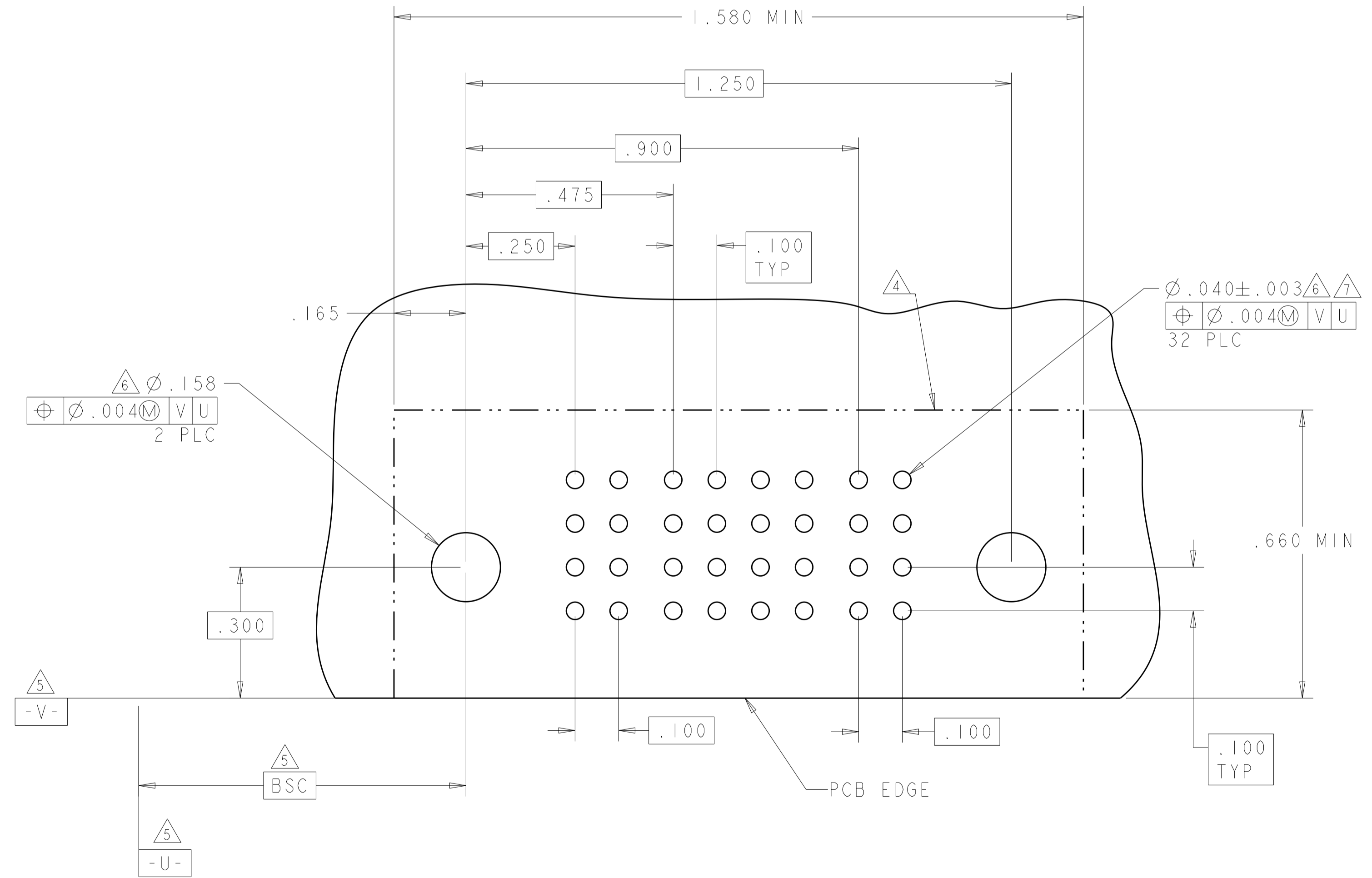
APVD: S.YAO
 NAME: S.YAO
 PRODUCT SPEC: 108-1973
 APPLICATION SPEC: 114-13038
 WEIGHT: 114-13038
 CUSTOMER DRAWING

SCALE: 4:1 SHEET 1 OF 11 REV: C9

STE TE Connectivity
 RIGHT ANGLE HEADER ASSEMBLY WITH GUIDES, PRESS FIT MULTI-BEAM XL
 A100779C=6450530

| LOC | | DIST | | REVISIONS | | | |
|-----|----|------|-----|-------------|------|-----|------|
| ES | 00 | P | LTN | DESCRIPTION | DATE | DMN | APVD |
| | | - | | SEE SHEET 1 | | | |
| | | | | | | | |
| | | | | | | | |

| PART NUMBER | ROWS | | POWER | | SIGNAL | | | | POWER | |
|---------------|------|--|-------|----|--------|----|----|----|-------|----|
| | | | P1 | | 1 | 2 | 3 | 4 | P2 | |
| 6450530-3 | D | | PT | PT | Z5 | Z5 | Z5 | Z5 | PT | PT |
| | C | | | | Y5 | Y5 | Y5 | Y5 | | |
| | B | | | | R5 | R5 | R5 | R1 | | |
| | A | | | | O5 | O5 | O5 | O5 | | |
| IP + 16S + IP | | | | | | | | | | |



| ROW | DESCRIPTION | TAIL LENGTH | CODE |
|-----|----------------------|-------------|------|
| - | HOLD DOWN | .155" | HD |
| D | SIGNAL CONTACT, MLBF | .120" | Z1 |
| C | SIGNAL CONTACT, MLBF | .120" | Y1 |
| B | SIGNAL CONTACT, MLBF | .120" | R1 |
| A | SIGNAL CONTACT, MLBF | .120" | O1 |
| D | SIGNAL CONTACT, STD | .120" | Z5 |
| C | SIGNAL CONTACT, STD | .120" | Y5 |
| B | SIGNAL CONTACT, STD | .120" | R5 |
| A | SIGNAL CONTACT, STD | .120" | O5 |
| - | POWER CONTACT | .120" | PT |

THIS DRAWING IS A CONTROLLED DOCUMENT. DWG: CECILY.ZHOU 31JUL2006
 CHK: S.YAO 31JUL2006
 APVD: S.YAO

STE TE Connectivity

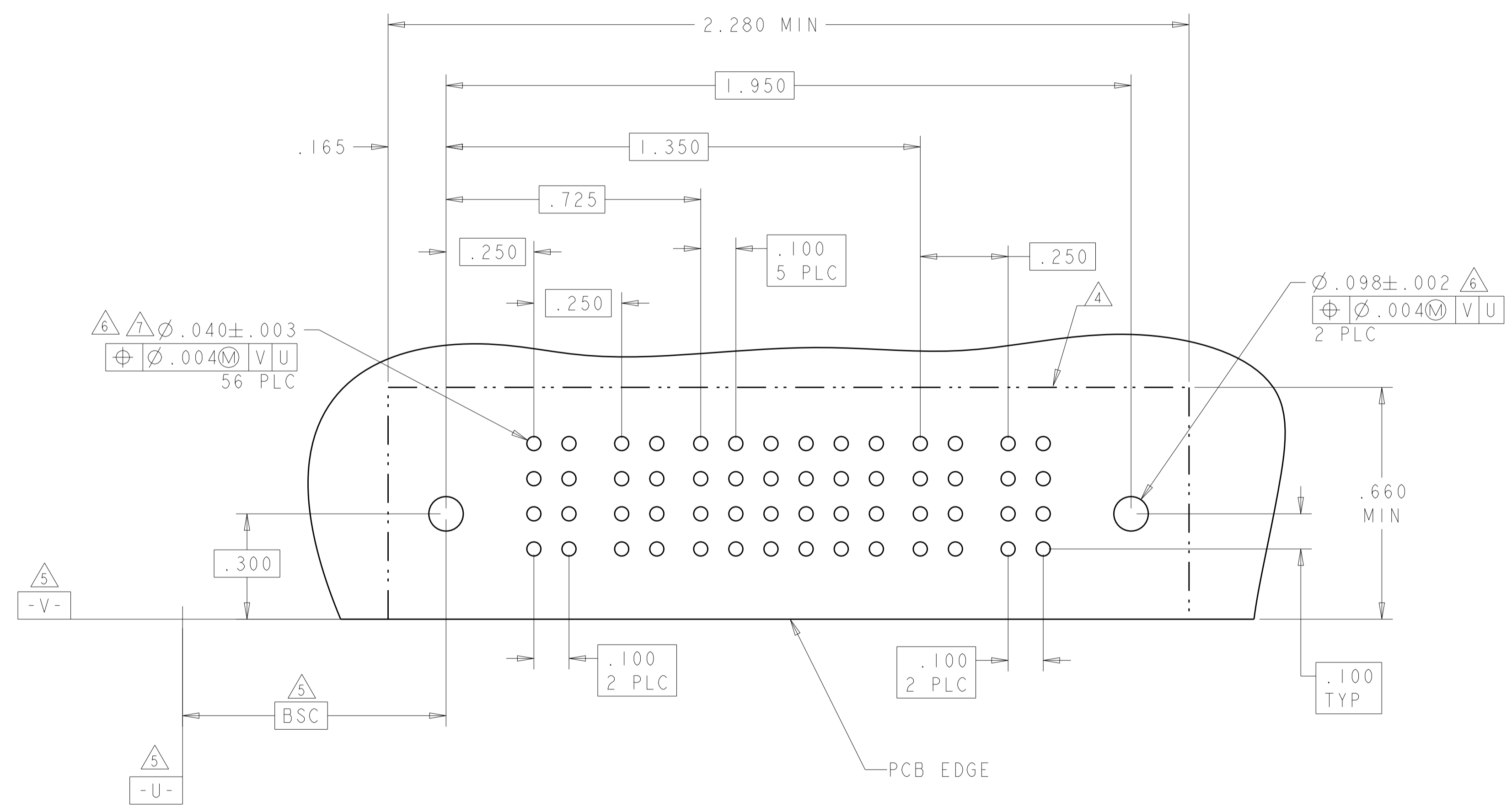
RIGHT ANGLE HEADER ASSEMBLY WITH GUIDES, PRESS FIT MULTI-BEAM XL

PRODUCT SPEC: 108-1973
 APPLICATION SPEC: 114-13038
 WEIGHT: -
 MATERIAL: -
 FINISH: -

SIZE: A1
 CAGE CODE: 100779
 DRAWING NO: 6450530
 SCALE: 4:1
 SHEET: 2 OF 11
 REV: C9

| LOC | DIST | REVISIONS | | | |
|-----|------|-------------|------|-----|------|
| P | LTN | DESCRIPTION | DATE | DMN | APVD |
| - | - | SEE SHEET 1 | - | - | - |
| | | | | | |
| | | | | | |

| PART NUMBER | ROWS | POWER | | SIGNAL | | | | | | POWER | |
|---------------|------|-------|----|--------|----|----|----|----|----|-------|----|
| | | P1 | P2 | 1 | 2 | 3 | 4 | 5 | 6 | P3 | P4 |
| 6450530-4 | D | PT | PT | Z5 | Z5 | Z5 | Z5 | Z5 | Z5 | PT | PT |
| | C | | | Y5 | Y5 | Y5 | Y5 | Y5 | Y5 | | |
| | B | | | R5 | R5 | R5 | R5 | R5 | R5 | | |
| | A | | | 01 | 05 | 05 | 05 | 05 | 01 | | |
| 2P + 24S + 2P | | HD | HD | | | | | | | HD | HD |



THIS DRAWING IS A CONTROLLED DOCUMENT.

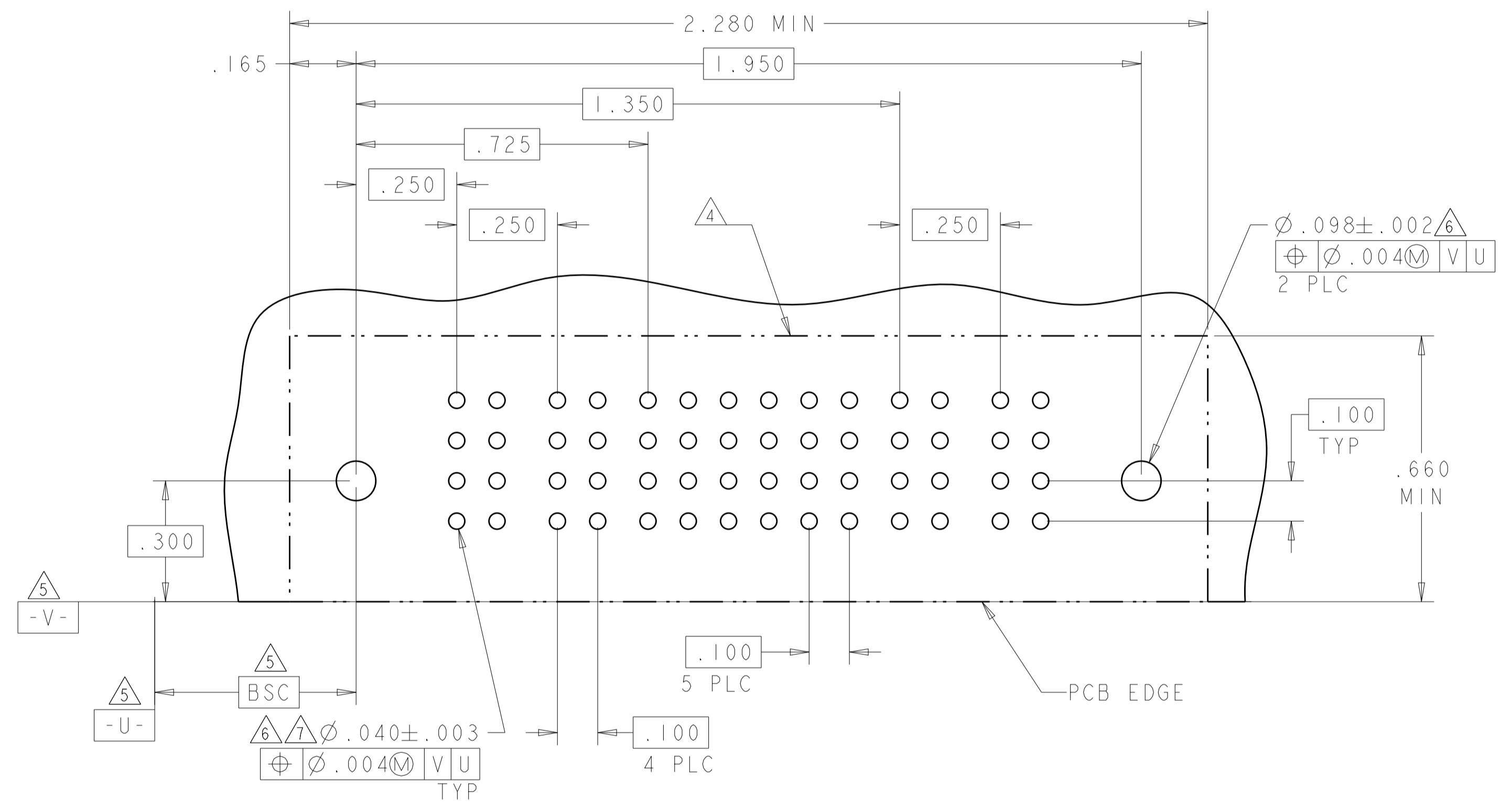
| | | | |
|-----------------------|--|--------|--------|
| DIMENSIONS: INCHES | TOLERANCES UNLESS OTHERWISE SPECIFIED: 0 PLC ±. 1 PLC ±.01 2 PLC ±.01 3 PLC ±.005 4 PLC ±.0020 ANGLES ±.2° | FINISH | FINISH |
|-----------------------|--|--------|--------|

| | | | |
|-------------------------------|-----------------------------|----------------|--|
| DMN: GECILY, ZHOU 31 JUL 2006 | CHK: S. YAO 31 JUL 2006 | APVD: S. YAO | NAME: RIGHT ANGLE HEADER ASSEMBLY WITH GUIDES, PRESS FIT MULTI-BEAM XL |
| PRODUCT SPEC: 108-1973 | APPLICATION SPEC: 114-13038 | WEIGHT: - | RESTRICTED TO: - |
| MATERIAL: - | SCALE: 4:1 | SHEET: 3 OF 11 | REV: C9 |

CUSTOMER DRAWING

| LOC | DIST | REVISIONS | | | | | |
|-----|------|-----------|-----|-------------|------|-----|------|
| | | P | LTN | DESCRIPTION | DATE | DMN | APVD |
| ES | 00 | - | - | SEE SHEET 1 | - | - | - |
| | | | | | | | |
| | | | | | | | |

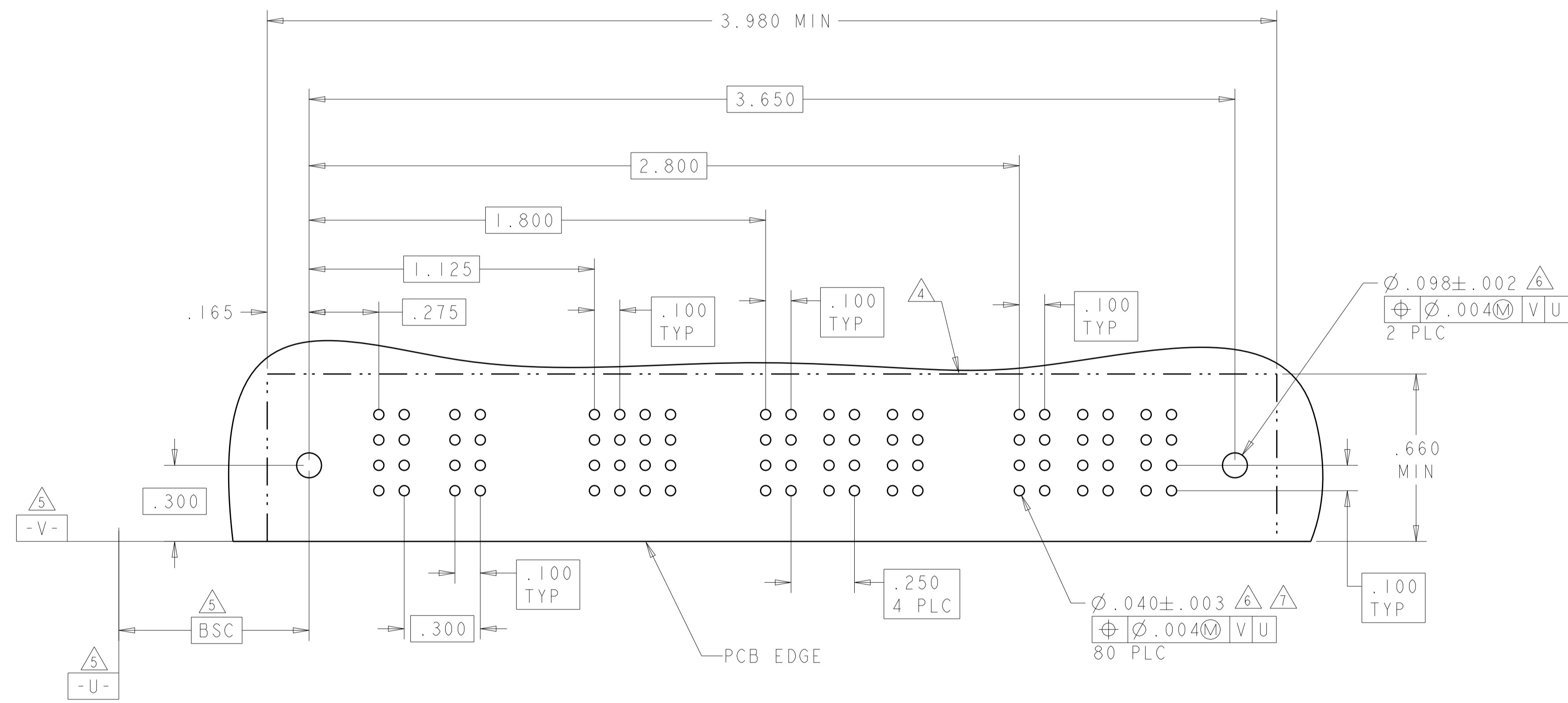
| PART NUMBER | ROWS | POWER | | SIGNAL | | | | | | POWER | |
|---------------|------------------|-------|----|--------|----|----|----|----|----|-------|----|
| | | P1 | P2 | 1 | 2 | 3 | 4 | 5 | 6 | P3 | P4 |
| 6450530-5 | D C B A | PT | PT | Z1 | Z5 | Z5 | Z5 | Z5 | Z1 | PT | PT |
| | | | | Y5 | Y5 | Y5 | Y5 | Y5 | Y5 | | |
| | | | | R5 | R5 | R5 | R5 | R5 | R5 | | |
| | | | | O5 | O5 | O5 | O5 | O5 | O5 | | |
| 2P + 24S + 2P | | HD | HD | | | | | | | HD | HD |



| | | | |
|--|--|----------------------------|--|
| THIS DRAWING IS A CONTROLLED DOCUMENT. | | DMN: CECILY.ZHOU 31JUL2006 | TE Connectivity |
| DIMENSIONS: INCHES | | CHK: S.YAO 31JUL2006 | |
| TOLERANCES UNLESS OTHERWISE SPECIFIED: 0 PLC ±. 1 PLC ±.01 2 PLC ±.01 3 PLC ±.005 4 PLC ±.0020 ANGLES ±.2° | | APVD: S.YAO | NAME: RIGHT ANGLE HEADER ASSEMBLY WITH GUIDES, PRESS FIT MULTI-BEAM XL |
| MATERIAL: - | | FINISH: - | PRODUCT SPEC: 108-1973 |
| SCALE: 4:1 | | SIZE: A1 | APPLICATION SPEC: 114-13038 |
| SHEET: 4 OF 11 | | WEIGHT: - | RESTRICTED TO: - |
| CAGE CODE: 6450530 | | CUSTOMER DRAWING | REV: C9 |

| LOC | | DIST | | REVISIONS | | | |
|-----|----|------|-----|-------------|------|-----|------|
| ES | 00 | P | LTN | DESCRIPTION | DATE | DWN | APVD |
| | | - | | SEE SHEET 1 | | | |
| | | | | | | | |
| | | | | | | | |

| PART NUMBER | ROWS | | POWER | | | SIGNAL | | | | POWER | | | | | | | |
|-----------------|------------------|----|-------|----|----|--------|----|----|----|-------|----|----|----|----|----|-----|----|
| | | | P1 | P2 | P3 | 1 | 2 | 3 | 4 | P4 | P5 | P6 | P7 | P8 | P9 | P10 | |
| 6450530-6 | D C B A | HD | PT | PT | | Z5 | Z5 | Z5 | Z5 | | PT | PT | PT | | PT | PT | PT |
| | | | | | | Y5 | Y5 | Y5 | Y5 | | | | | | | | |
| | | | | | | R5 | R5 | R5 | R5 | | | | | | | | |
| | | | | | | O5 | O5 | O5 | O5 | | | | | | | | |
| 3ACP + 16S + 8P | | | | | | | | | | | | | | | | | |



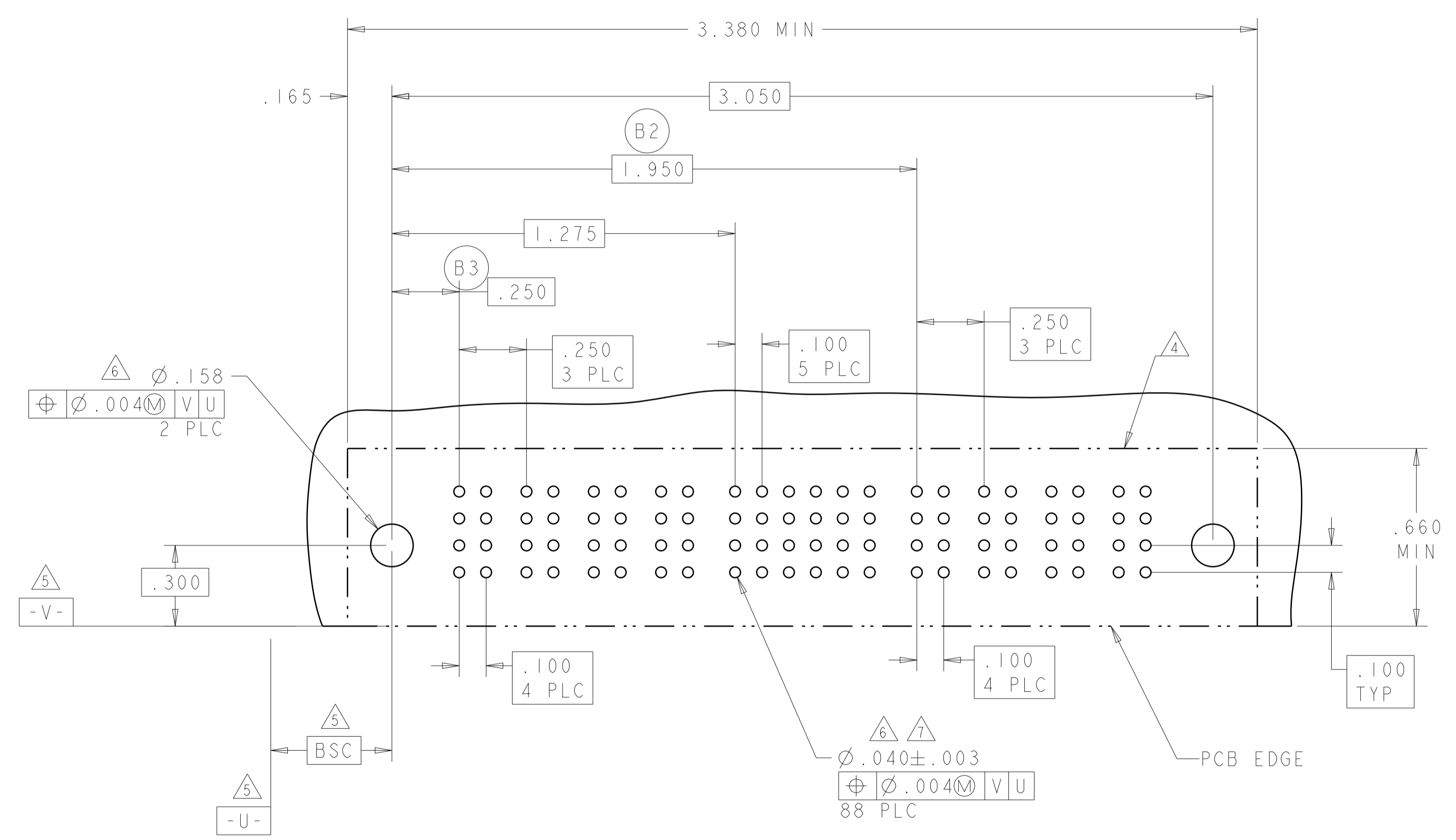
THIS DRAWING IS A CONTROLLED DOCUMENT.

| | | | | | |
|------------------|---|----------------------------|-----------------------------|--|------------------|
| DIMENSIONS: | TOLERANCES UNLESS OTHERWISE SPECIFIED: | DWN: CECILY.ZHOU 31JUL2006 | CHK: S.YAO 31JUL2006 | TE Connectivity | |
| INCHES | 0 PLC ± .01 1 PLC ± .01 2 PLC ± .01 3 PLC ± .005 4 PLC ± .002 ANGLES ± .2° | APVD: S.YAO | NAME: S.YAO | RIGHT ANGLE HEADER ASSEMBLY WITH GUIDES, PRESS FIT MULTI-BEAM XL | |
| MATERIAL: | FINISH: | PRODUCT SPEC: 108-1973 | APPLICATION SPEC: 114-13038 | SIZE: A1 | CAGE CODE: 00779 |
| CUSTOMER DRAWING | | WEIGHT: | SCALE: 4:1 | SHEET: 5 | OF: 11 |

REV: C9

| LOC | DIST | REVISIONS | | | |
|-----|------|-----------|-------------|----|------|
| ES | 00 | REV | DATE | BY | APPD |
| | | - | SEE SHEET 1 | - | - |

| PART NUMBER | ROWS | POWER | | | | SIGNAL | | | | | | POWER | | | |
|---------------|------------------|-------|----|----|----|--------|----|----|----|----|----|-------|----|----|----|
| | | P1 | P2 | P3 | P4 | 1 | 2 | 3 | 4 | 5 | 6 | P5 | P6 | P7 | P8 |
| 6450530-7 | D C B A | PT | PT | PT | PT | Z5 | Z5 | Z5 | Z5 | Z5 | Z5 | PT | PT | PT | PT |
| | | | | | | Y5 | Y5 | Y5 | Y5 | Y5 | Y5 | | | | |
| | | | | | | R5 | R5 | R5 | R5 | R5 | R5 | | | | |
| | | | | | | O5 | O5 | O5 | O5 | O5 | O5 | | | | |
| 4P + 24S + 4P | | | | | | | | | | | | | | | |



THIS DRAWING IS A CONTROLLED DOCUMENT.

OWN: CECILY ZHOU 31 JUL 2006
 CHK: S. YAO 31 JUL 2006
 APVD: S. YAO

DIMENSIONS: INCHES
 TOLERANCES UNLESS OTHERWISE SPECIFIED:
 0 PLC ±.
 1 PLC ±.01
 2 PLC ±.01
 3 PLC ±.005
 4 PLC ±.0020
 ANGLES ±.7°

FINISH: -

MATERIAL: -

NAME: RIGHT ANGLE HEADER ASSEMBLY WITH GUIDES, PRESS FIT MULTI-BEAM XL
 PRODUCT SPEC: 108-1973
 APPLICATION SPEC: 114-13038
 WEIGHT: -

SIZE: A1
 CAGE CODE: 6450530
 DRAWING NO: 100779
 CUSTOMER DRAWING

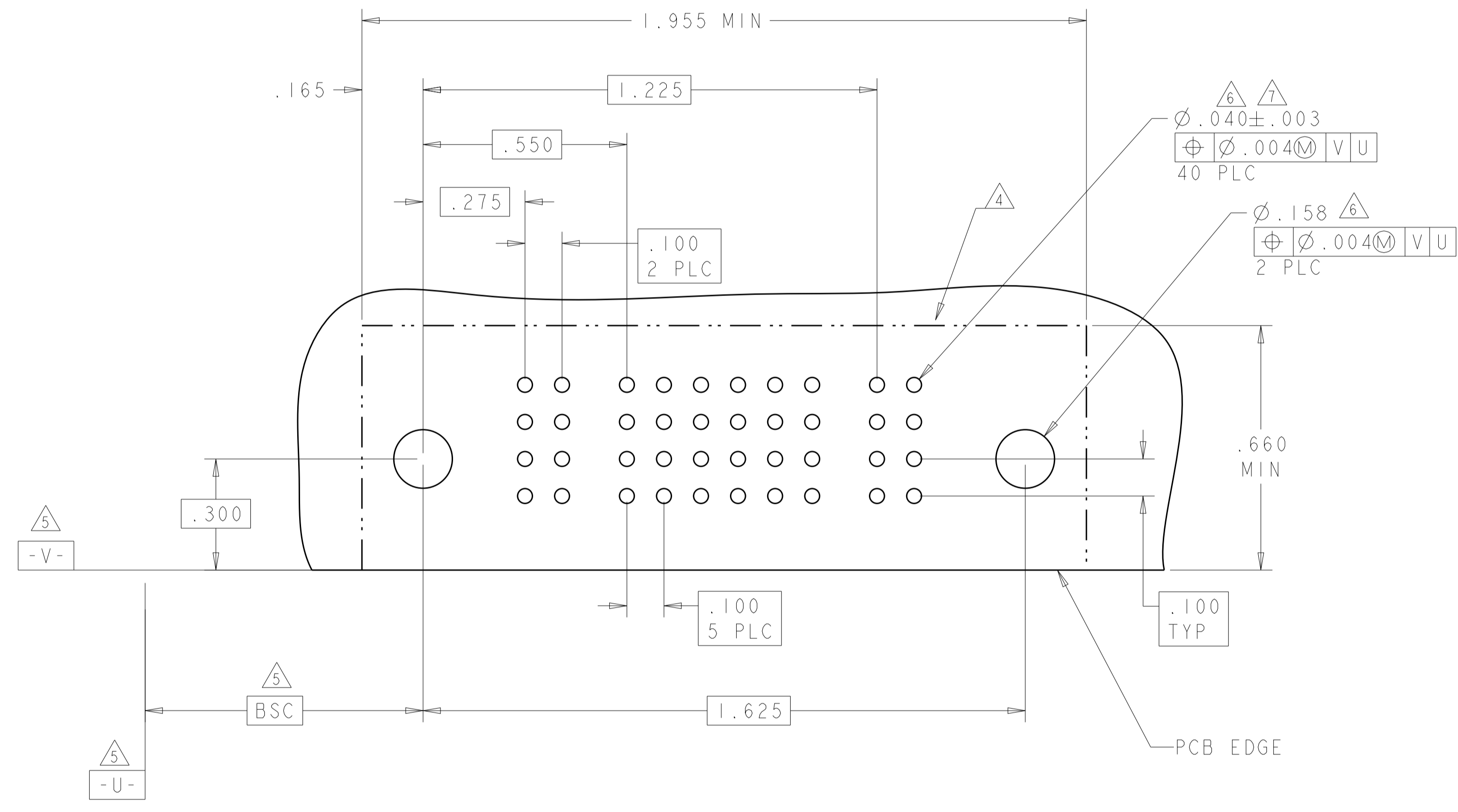
SCALE: 4:1
 SHEET: 6 OF 11
 REV: C9

4805 (3/11)

| LOC | DIST | REV | DATE | BY | APPV |
|-----|------|-----|------|----|------|
| ES | 00 | | | | |

| REVISIONS | | | | | |
|-----------|------|----|------|-------------|------|
| REV | DATE | BY | APPV | DESCRIPTION | DATE |
| - | - | - | - | SEE SHEET 1 | - |

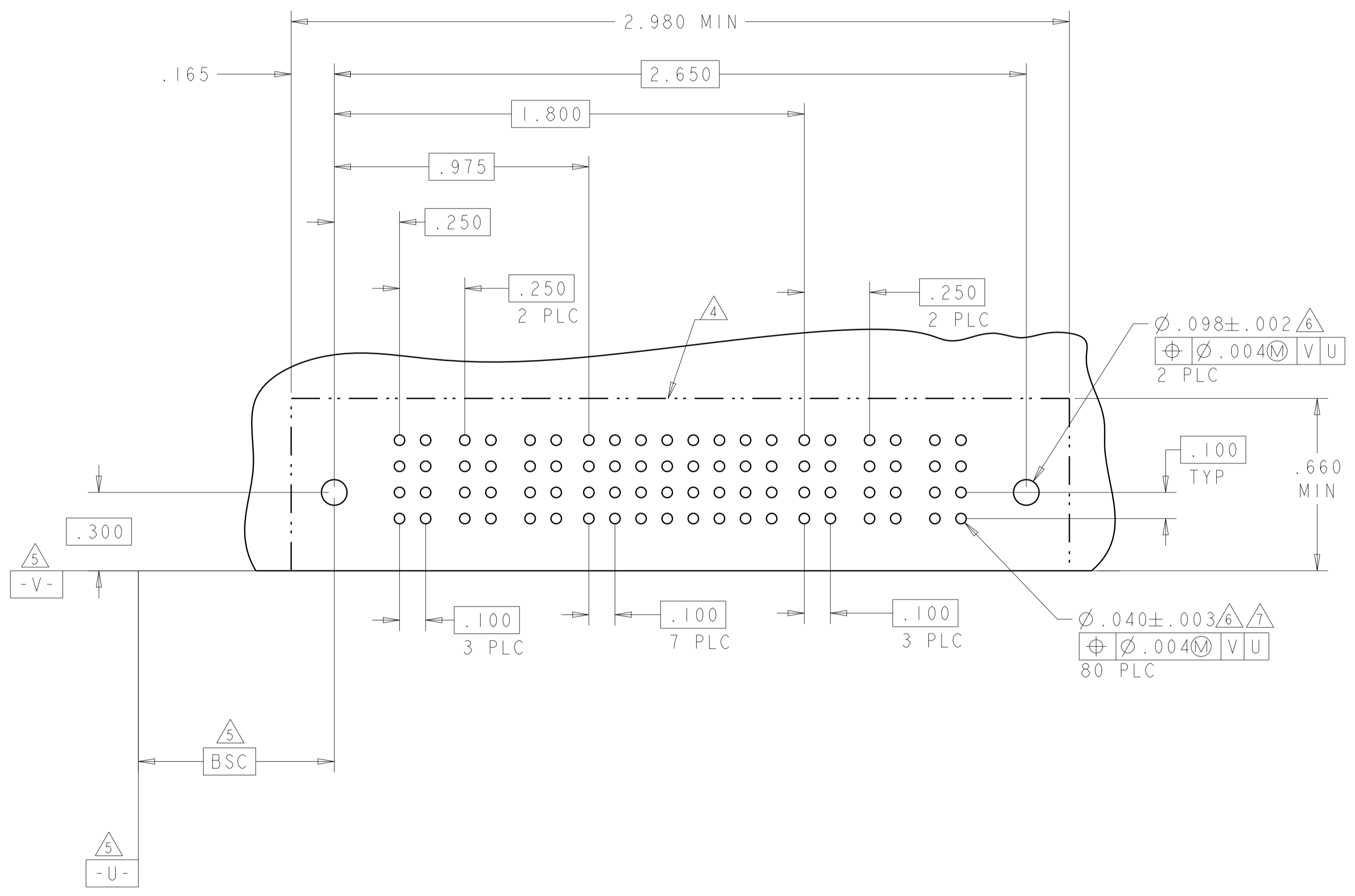
| PART NUMBER | ROWS | POWER | | SIGNAL | | | | | | POWER | | |
|---------------|------|-------|----|--------|----|----|----|----|----|-------|----|----|
| | | P1 | P2 | 1 | 2 | 3 | 4 | 5 | 6 | P1 | P2 | |
| 6450530-8 | D | PT | PT | Z5 | Z5 | Z5 | Z5 | Z5 | Z5 | Z5 | PT | PT |
| | C | | | Y5 | Y5 | Y5 | Y5 | Y5 | Y5 | | | |
| | B | | | R5 | R5 | R5 | R1 | R5 | R5 | | | |
| | A | | | O5 | O5 | O5 | O5 | O5 | O5 | | | |
| IP + 24S + IP | | | | | | | | | | | | |



| | | | | | |
|--|--|----------------------------|--|--|--|
| THIS DRAWING IS A CONTROLLED DOCUMENT. | | DWN: CECILY.ZHOU 31JUL2006 | | TE Connectivity | |
| DIMENSIONS: INCHES | | CHK: S.YAO 31JUL2006 | | | |
| TOLERANCES UNLESS OTHERWISE SPECIFIED: | | APVD: S.YAO | | NAME: RIGHT ANGLE HEADER ASSEMBLY WITH GUIDES, PRESS FIT MULTI-BEAM XL | |
| 0 PLC ±.01 | | PRODUCT SPEC | | SIZE: A1 | |
| 1 PLC ±.01 | | APPLICATION SPEC | | CAGE CODE: 6450530 | |
| 2 PLC ±.01 | | 114-13038 | | RESTRICTED TO: | |
| 3 PLC ±.005 | | WEIGHT: | | SCALE: 4:1 | |
| 4 PLC ±.0020 | | CUSTOMER DRAWING | | SHEET 7 OF 11 | |
| ANGLES: ±.2° | | FINISH: | | REV: C9 | |

| LOC | DIST | REVISIONS | | | | | |
|-----|------|-----------|-----|-------------|------|-----|------|
| | | P | LTN | DESCRIPTION | DATE | DWN | APVD |
| ES | 00 | - | - | SEE SHEET 1 | - | - | - |
| | | | | | | | |
| | | | | | | | |

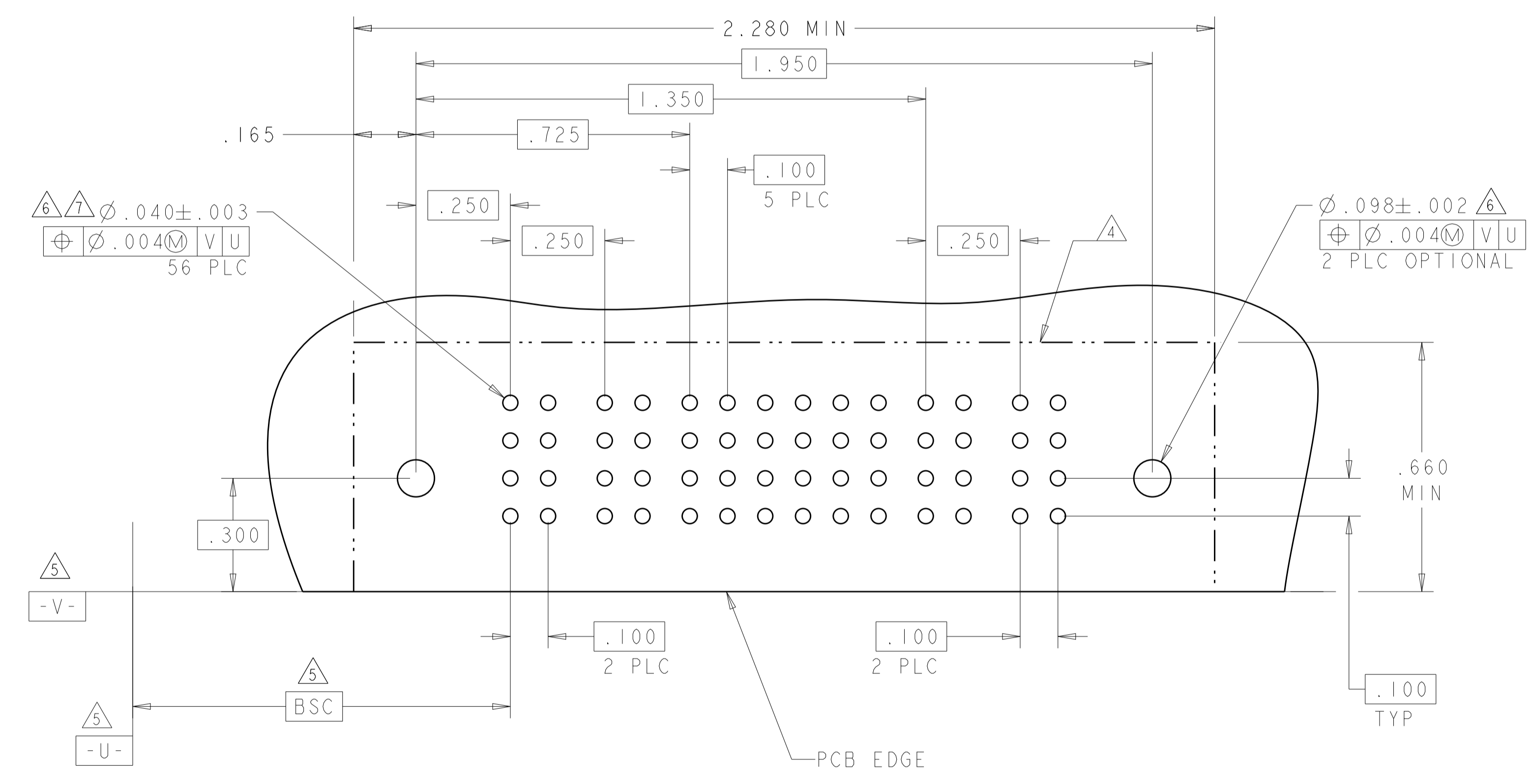
| PART NUMBER | ROWS | POWER | | | SIGNAL | | | | | | | | POWER | | |
|---------------|------|-------|----|----|--------|----|----|----|----|----|----|----|-------|----|----|
| | | P1 | P2 | P3 | 1 | 2 | 3 | 4 | 5 | 6 | 7 | 8 | P4 | P5 | P6 |
| 6450530-9 | D | PT | PT | PT | Z1 | Z1 | Z1 | Z1 | Z1 | Z1 | Z1 | Z1 | PT | PT | PT |
| | C | | | | Y1 | Y1 | Y1 | Y1 | Y1 | Y1 | Y1 | Y1 | | | |
| | B | | | | R1 | R1 | R1 | R1 | R1 | R1 | R1 | R1 | | | |
| | A | | | | O1 | O1 | O1 | O1 | O1 | O1 | O1 | O1 | | | |
| 3P + 32S + 3P | | HD | | | | | | | | | | | | | HD |



| | | | |
|--|--|-----------------------------|--|
| THIS DRAWING IS A CONTROLLED DOCUMENT. | | DWN: CECILY.ZHOU 31JUL2006 | TE Connectivity |
| DIMENSIONS: INCHES | | CHK: S.YAO 31JUL2006 | |
| TOLERANCES UNLESS OTHERWISE SPECIFIED: 0 PLC ±. 1 PLC ±. 2 PLC ±.01 3 PLC ±.005 4 PLC ±.0020 ANGLES ±.2° FINISH | | APVD: S.YAO | NAME: RIGHT ANGLE HEADER ASSEMBLY WITH GUIDES, PRESS FIT MULTI-BEAM XL |
| MATERIAL: - | | PRODUCT SPEC: 108-1973 | SIZE: A1 |
| CUSTOMER DRAWING | | APPLICATION SPEC: 114-13038 | CAGE CODE: 100779 |
| SCALE: 4:1 | | WEIGHT: - | DRAWING NO: 6450530 |
| SHEET 8 OF 11 | | REV: C9 | |

| LOC | DIST | REVISIONS | | | |
|-----|------|-------------|------|-----|------|
| P | LTH | DESCRIPTION | DATE | DMN | APVD |
| - | - | SEE SHEET 1 | - | - | - |
| | | | | | |
| | | | | | |

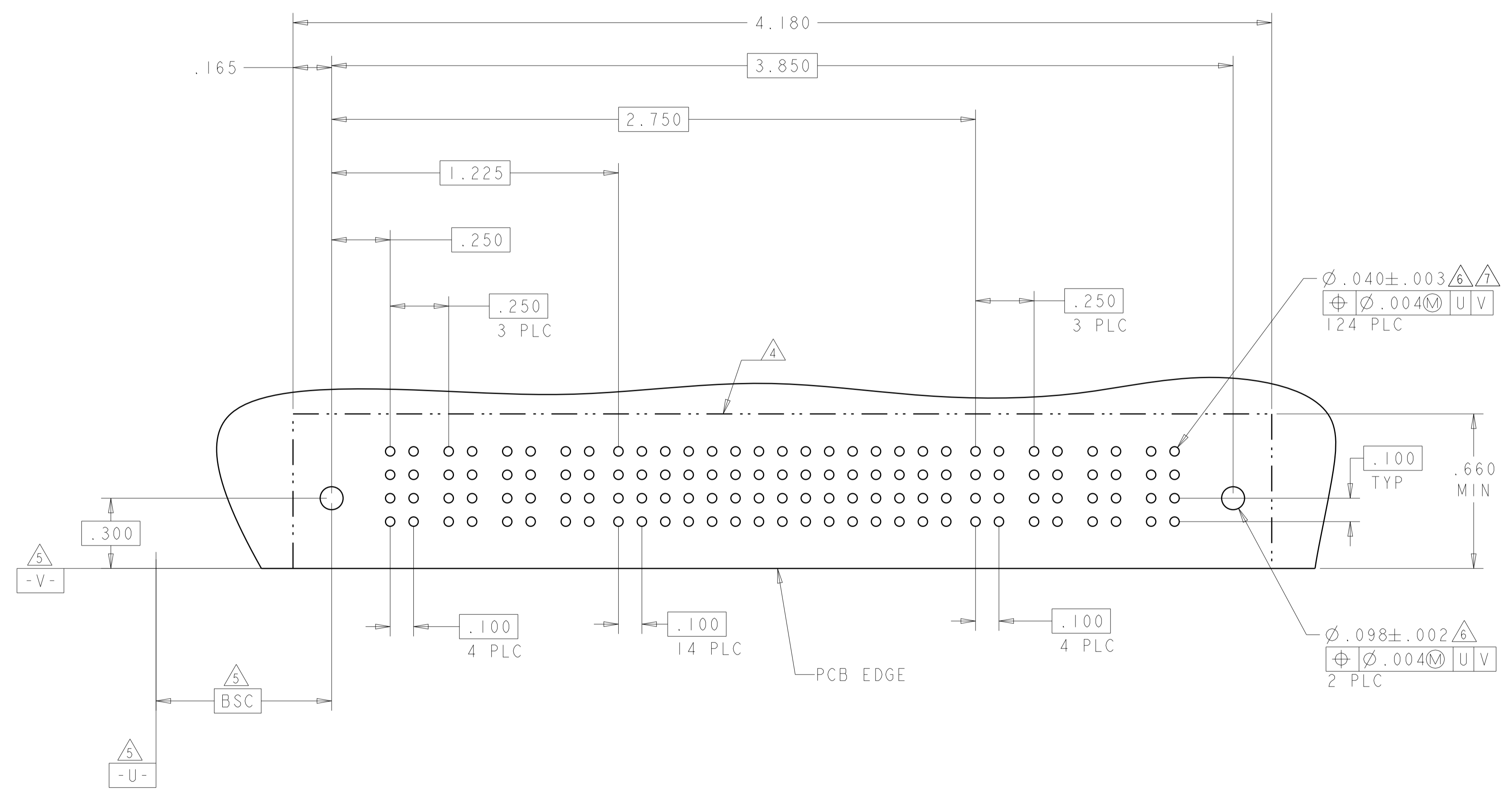
| PART NUMBER | ROWS | POWER | | SIGNAL | | | | | | POWER | | |
|---------------|------------------|-------|----|--------|----|----|----|----|----|-------|----|--|
| | | P1 | P2 | 1 | 2 | 3 | 4 | 5 | 6 | P3 | P4 | |
| I-6450530-1 | D C B A | PT | PT | Z1 | Z1 | Z1 | Z1 | Z1 | Z1 | PT | PT | |
| | | | | Y1 | Y5 | Y5 | Y5 | Y5 | Y1 | | | |
| | | | | R1 | R5 | R5 | R5 | R5 | R1 | | | |
| 2P + 24S + 2P | | | | 05 | 05 | 05 | 05 | 05 | 05 | | | |



| | | | |
|--|--|--|--|
| THIS DRAWING IS A CONTROLLED DOCUMENT. | | DMN: GECILY.ZHOU 31 JUL 2006 | TE Connectivity |
| DIMENSIONS: INCHES | | CHK: S.YAO 31 JUL 2006 | |
| | | TOLERANCES UNLESS OTHERWISE SPECIFIED: | NAME: RIGHT ANGLE HEADER ASSEMBLY WITH GUIDES, PRESS FIT MULTI-BEAM XL |
| 0 PLC ± .01 | | APVD: S.YAO | PRODUCT SPEC: 108-1973 |
| 1 PLC ± .01 | | NAME: A100779C=6450530 | APPLICATION SPEC: 114-13038 |
| 2 PLC ± .005 | | SIZE: A100779C=6450530 | RESTRICTED TO: - |
| 3 PLC ± .002 | | SCALE: 4:1 | SHEET: 9 OF 11 |
| 4 PLC ± .0020 | | REVISION: C9 | |
| ANGLES: ± 2° | | CUSTOMER DRAWING | |
| FINISH: - | | | |

| LOC | | DIST | | REVISIONS | | | |
|-----|-----|-------------|------|-----------|------|--|--|
| P | LTN | DESCRIPTION | DATE | DMN | APVD | | |
| - | - | SEE SHEET 1 | - | - | - | | |

| PART NUMBER | ROWS | POWER | | | | SIGNAL | | | | | | | | | | | | | | | POWER | | | | | | |
|---------------|------|-------|----|----|----|--------|----|----|----|----|----|----|----|----|----|----|----|----|----|----|-------|----|----|----|----|----|----|
| | | P1 | P2 | P3 | P4 | 1 | 2 | 3 | 4 | 5 | 6 | 7 | 8 | 9 | 10 | 11 | 12 | 13 | 14 | 15 | P5 | P6 | P7 | P8 | | | |
| I-6450530-3 | D | PT | PT | PT | PT | Z5 | Z1 | Z1 | Z1 | Z1 | Z1 | Z1 | Z1 | Z1 | Z1 | Z1 | Z1 | Z1 | Z1 | Z5 | PT | PT | PT | PT | | | |
| | C | | | | | Y5 | Y1 | Y1 | Y1 | Y1 | Y1 | Y1 | Y1 | Y1 | Y1 | Y1 | Y1 | Y1 | Y1 | Y1 | | | | | Y1 | Y5 | |
| | B | | | | | R5 | R1 | R1 | R1 | R1 | R1 | R1 | R1 | R1 | R1 | R1 | R1 | R1 | R1 | R1 | | | | | R1 | R1 | R5 |
| | A | | | | | O5 | O1 | O1 | O1 | O1 | O1 | O1 | O1 | O1 | O1 | O1 | O1 | O1 | O1 | O1 | | | | | O1 | O1 | O5 |
| 4P + 60S + 4P | | | | | | | | | | | | | | | | | | | | | | | | | | | |

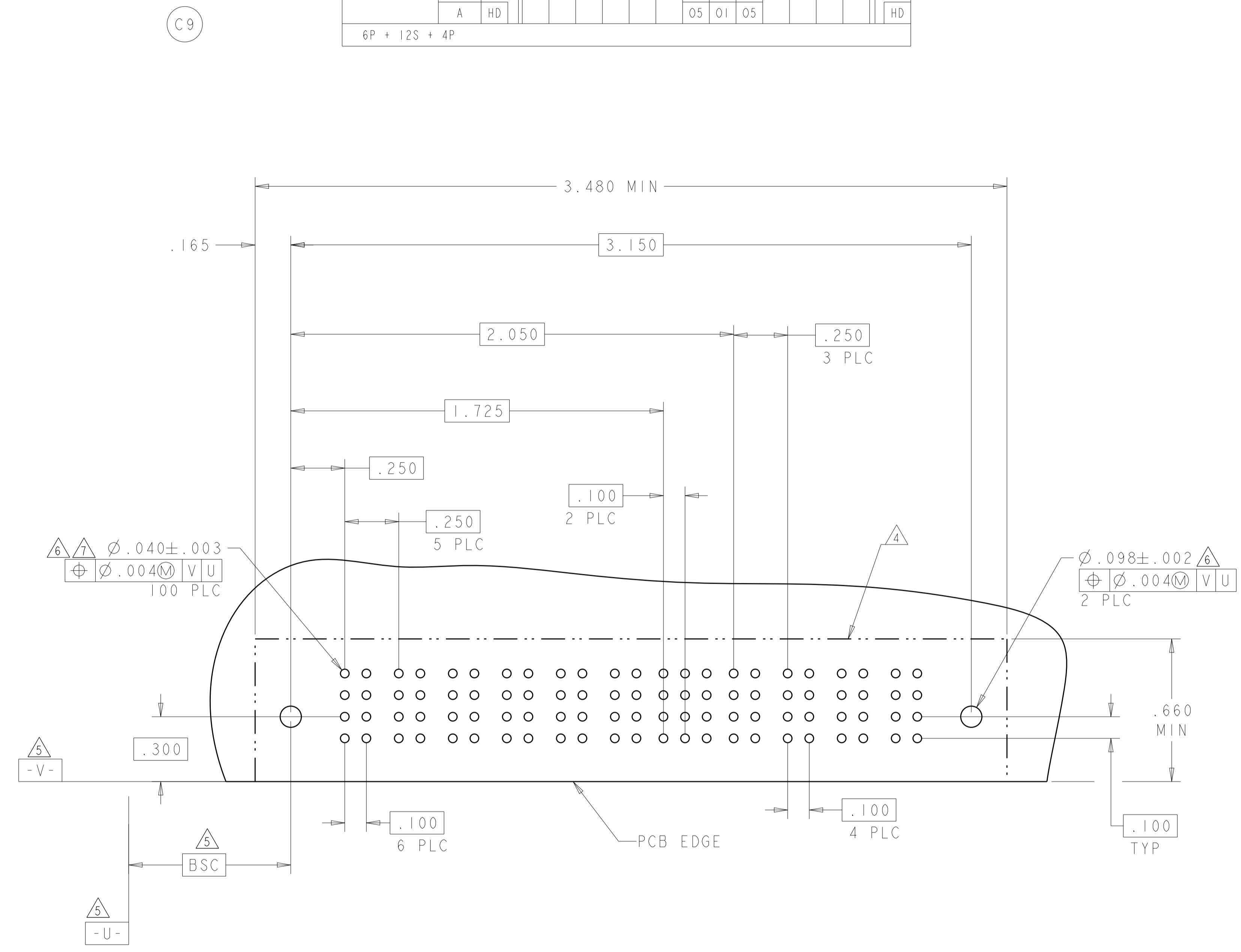


| | | | |
|--|--|-----------------------------|--|
| THIS DRAWING IS A CONTROLLED DOCUMENT. | | DMN: CECILY.ZHOU 31JUL2006 | STE TE Connectivity |
| DIMENSIONS: INCHES | | CHK: S.YAO 31JUL2006 | |
| TOLERANCES UNLESS OTHERWISE SPECIFIED: | | APVD: S.YAO | NAME: RIGHT ANGLE HEADER ASSEMBLY WITH GUIDES, PRESS FIT MULTI-BEAM XL |
| 0 PLC ±.01 | | PRODUCT SPEC: 108-1973 | SIZE: A1 |
| 1 PLC ±.01 | | APPLICATION SPEC: 114-13038 | CAGE CODE: 6450530 |
| 2 PLC ±.01 | | WEIGHT: - | RESTRICTED TO: - |
| 3 PLC ±.005 | | CUSTOMER DRAWING | SCALE: 4:1 SHEET 10 OF 11 REV: C9 |
| 4 PLC ±.0020 | | | |
| ANGLES: ±.2° | | | |
| FINISH: - | | | |

| LOC | DIST | REVISIONS | | | | | |
|-----|------|-----------|-----|-------------|------|-----|------|
| | | P | LTN | DESCRIPTION | DATE | DWN | APVD |
| ES | 00 | - | - | SEE SHEET 1 | - | - | - |
| | | | | | | | |
| | | | | | | | |

| PART NUMBER | ROWS | POWER | | | | | | SIGNAL | | | POWER | | | |
|-------------|------|-------|----|----|----|----|----|--------|----|----|-------|----|----|-----|
| | | P1 | P2 | P3 | P4 | P5 | P6 | 1 | 2 | 3 | P7 | P8 | P9 | P10 |
| 1-6450530-4 | D | | | | | | | Z5 | Z5 | Z5 | | | | |
| | C | | | | | | | Y5 | Y5 | Y5 | PT | PT | PT | PT |
| | B | | | | | | | R5 | R1 | R5 | | | | |
| | A | HD | | | | | | O5 | O1 | O5 | | | | HD |

6P + 12S + 4P



THIS DRAWING IS A CONTROLLED DOCUMENT. DWN: CECILY.ZHOU 31JUL2006
 CHK: S.YAO 31JUL2006

TE Connectivity

RIGHT ANGLE HEADER ASSEMBLY WITH GUIDES, PRESS FIT MULTI-BEAM XL

SIZE: A1 CAGE CODE: 6450530 DRAWING NO: 108-1973

SCALE: 4:1 SHEET 11 OF 11 REV: C9