

Thermofit[®] Molded Parts Specification Control Drawing

Part Number : 222A1XX-X-88

Description : BOOT, 90°, THINWALL

LIMITED DISTRIBUTION

NOTES

1. ALL DIMENSIONS ARE IN INCHES
/ (MILLIMETERS)
2. DIMENSIONS APPEARING IN TABLE ARE AS FOLLOWS:
a - AS SUPPLIED
b - AFTER UNRESTRICTED RECOVERY
3. COATING IS OPTIONAL, AS SUPPLIED DIMENSIONS APPEARING IN TABLE ARE FOR UNCOATED PARTS. WHEN COATING IS ADDED, ENTRY DIAMETERS WILL BE REDUCED BY .06 MAX..
4. DRAIN HOLES ADDED.

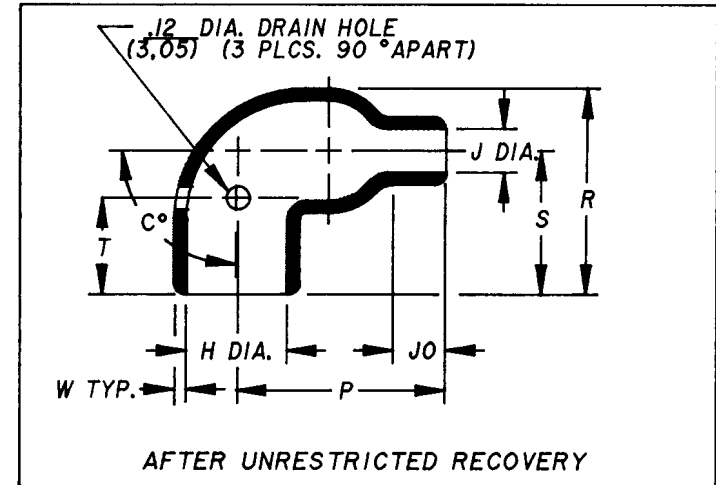
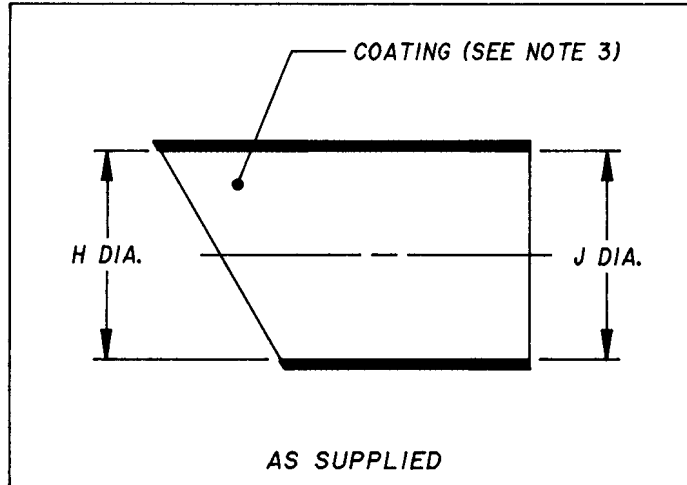


TABLE OF DIMENSIONS												
PART NUMBER	H		J		P ±10%	R ±10%	S ±10%	T ±10%	JO ±10%	W ±20%	C	
	Min a	Max b	Min a	Max b							±0° a	±5° b
	222A111-X-88	.70 (17.8)	.31 (7.9)	.70 (17.8)	.15 (3.8)	.68 (17.3)	.79 (20.1)	.61 (15.5)	.40 (10.2)	.17 (4.3)	.04 (1.02)	180
222A121-X-88	.98 (24.9)	.40 (10.2)	.98 (24.9)	.21 (5.3)	.84 (21.3)	.89 (22.6)	.65 (16.5)	.40 (10.2)	.23 (5.8)	.05 (1.27)	180	90
222A132-X-88	1.18 (30.0)	.56 (14.2)	1.18 (30.0)	.25 (6.4)	1.06 (26.9)	1.05 (26.7)	.73 (18.5)	.50 (12.7)	.28 (7.1)	.06 (1.52)	180	90
222A142-X-88	1.28 (32.5)	.68 (17.3)	1.28 (32.5)	.27 (6.9)	1.44 (36.6)	1.20 (30.5)	.81 (20.6)	.65 (16.5)	.40 (10.2)	.07 (1.78)	180	90
222A152-X-88	1.42 (36.1)	.86 (21.8)	1.42 (36.1)	.33 (8.4)	1.72 (43.7)	1.38 (35.1)	.90 (22.9)	.75 (19.1)	.50 (12.7)	.07 (1.78)	180	90
222A163-X-88	1.73 (43.9)	1.08 (27.4)	1.73 (43.9)	.37 (9.4)	2.11 (53.6)	1.73 (43.9)	1.15 (29.2)	.75 (19.1)	.68 (17.3)	.08 (2.03)	180	90
222A174-X-88	2.09 (53.1)	1.33 (33.8)	2.09 (53.1)	.59 (15.0)	2.98 (75.7)	2.08 (52.8)	1.34 (34.0)	1.00 (25.4)	1.26 (32.0)	.13 (3.30)	180	90
222A185-X-88	2.66 (67.6)	1.74 (44.2)	2.66 (67.6)	.80 (20.3)	3.84 (97.5)	2.60 (66.0)	1.66 (42.2)	1.25 (31.8)	1.60 (40.6)	.15 (3.81)	180	90
222A196-X-88	3.45 (87.6)	2.18 (55.4)	3.45 (87.6)	.92 (23.4)	5.04 (128.0)	3.12 (79.2)	1.93 (49.0)	1.25 (31.8)	2.22 (56.4)	.18 (4.57)	180	90

Raychem

RAYCHEM CORPORATION
300 CONSTITUTION DRIVE
MENLO PARK, CALIFORNIA 94025
(415) 361-6055

If this document is printed it becomes uncontrolled.
Check with the web for latest revision.

Revision : NEW
Date : 10-28-84

Part Number : 222A1XX-X-88
Description : BOOT, 90°, THINWALL

Thermofit[®] Molded Parts

Specification Control Drawing

LIMITED DISTRIBUTION

Part Number = 222A1XX-X-88

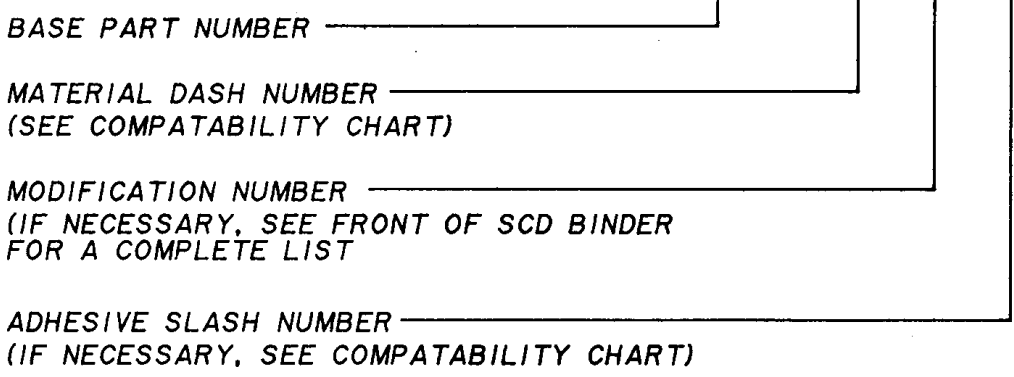
Description = BOOT, 90°, THINWALL

COMPATABILITY CHART

MATERIAL DASH NO.	MATERIAL DESCRIPTION	RT SPEC	COATING SLASH NO.	COATING S NO.	COATING DESCRIPTION
-3	POLYOLEFIN, SEMI-RIGID	RT-301			

ORDERING INFORMATION

222A1XX -X -88 /XX



THIS DRAWING IS SUBJECT TO CHANGE WITHOUT NOTICE: CONSULT YOUR NEAREST FIELD REPRESENTATIVE FOR CURRENT REVISION

Raychem
 RAYCHEM CORPORATION
 300 CONSTITUTION DRIVE
 MENLO PARK, CALIFORNIA 94025
 (415) 361-6055

If this document is printed it becomes uncontrolled.
 Check with the web for latest revision.

Revision : NEW

Date : 10-28-84

Part Number : 222A1XX-X-88

Description : BOOT, 90°, THINWALL