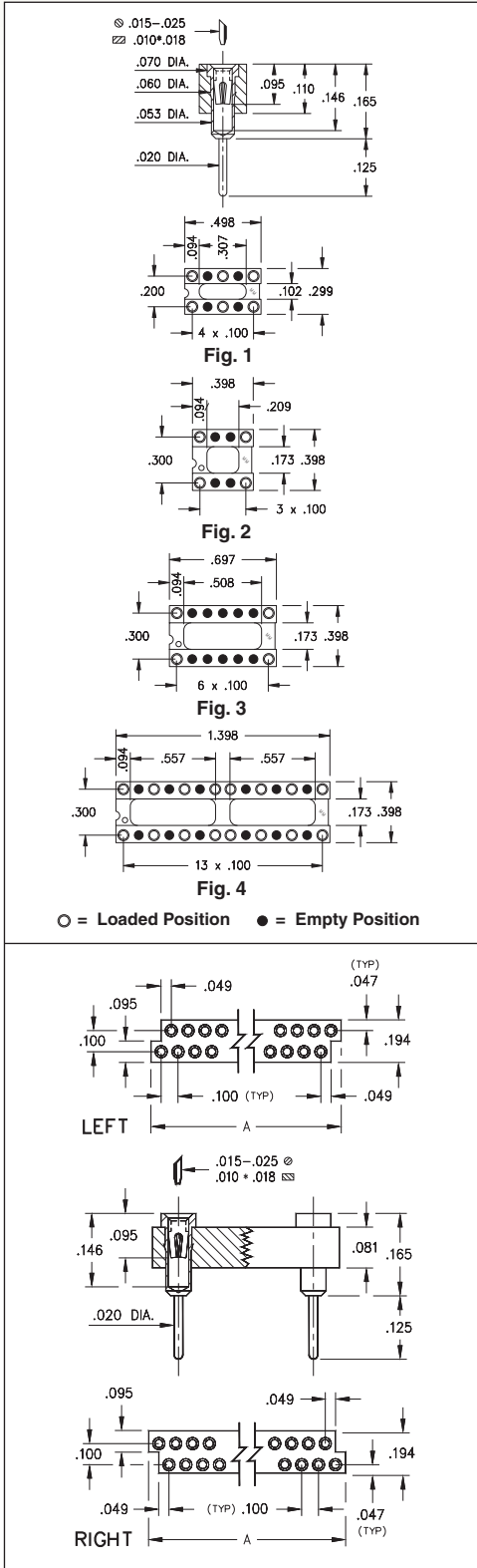



# DUAL-IN-LINE SOCKETS

## SERIES 110, 410 • RELAY AND ZIG-ZAG SOCKETS



- Relay sockets accept devices with I/O pins on .100" grid
- Additional Relay DIP socket patterns are available on Page 135
- Zig-Zag strip sockets are suitable for IC's and memory chips with staggered double row patterns
- Series 110 and 410 use MM #1001 receptacles. See page 165 for details
- Hi-Rel, 4-finger BeCu #30 contact is rated at 3 amps. See page 253 for details
- Insulators are high temperature thermoplastic, suitable for all soldering operations
- For Electrical, Mechanical and Environmental Data, see page 264 for details



## ORDERING INFORMATION

### Selectively Loaded Sockets For Dual-In-Line Relays

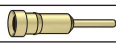

	Number of Pins	Ordering Information
<b>FIG. 1</b>	6	110-XX-210-10-001000
<b>FIG. 2</b>	4	110-XX-308-10-001000
<b>FIG. 3</b>	4	110-XX-314-10-001000
<b>FIG. 4</b>	16	110-XX-328-10-001000

### Staggered (Zig-Zag) Strip Sockets

Dim 'A'	Number of Pins	Insulator Body	Ordering Information
0.747	14	Left, Stackable	410-XX-214-10-001000
0.747	14	Right, Stackable	410-XX-214-10-002000
0.847	16	Left, Stackable	410-XX-216-10-001000
0.847	16	Right, Stackable	410-XX-216-10-002000
1.047	20	Left, Stackable	410-XX-220-10-001000
1.047	20	Right, Stackable	410-XX-220-10-002000
1.247	24	Left, Stackable	410-XX-224-10-001000
1.247	24	Right, Stackable	410-XX-224-10-002000
1.447	28	Left, Stackable	410-XX-228-10-001000
1.447	28	Right, Stackable	410-XX-228-10-002000

XX=Plating Code  
See Below

RoHS-2  
2011/65/EU

SPECIFY PLATING CODE XX=	13	93	43
Sleeve (Pin) 	10 μ" Au	200 μ" Sn/Pb	200 μ" Sn
Contact (Clip) 	30 μ" Au	30 μ" Au	30 μ" Au

