

"High Frequency Ceramic Solutions"

5.775 GHz Antenna

P/N 5775AT43A100

Detail Specification: 03/09/05

Page 1 of 5

General Specifications

Part Number	5775AT43A100
Frequency Range	5725 - 5825 Mhz
Peak Gain	3.9 dBi typ. (XZ-V)
Average Gain	-1.5 dBi typ. (XZ-V)
Return Loss	9.5 dB min.

Input Power	3W max.
Impedance	50 Ω
Operating Temperature	-40 to +85°C
Reel Quantity	1,000

No.	Function	Terminal Configuration
1	Input	
2	NC	

Mechanical Dimensions

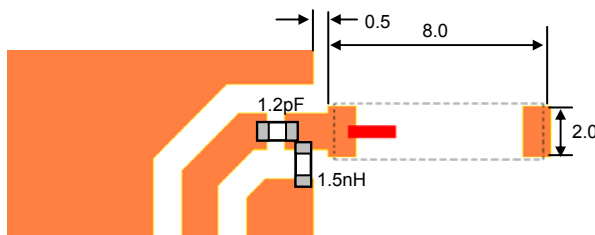
	In	mm	
L	0.276 ± 0.008	7.00 ± 0.20	
W	0.079 ± 0.008	2.00 ± 0.20	
T	0.047 +.004/-0.008	1.20 +0.1/-0.2	
a	0.020 ± 0.012	0.50 ± 0.30	

Mounting Considerations (Close Up)

Mount these devices with brown mark facing up. Units: mm

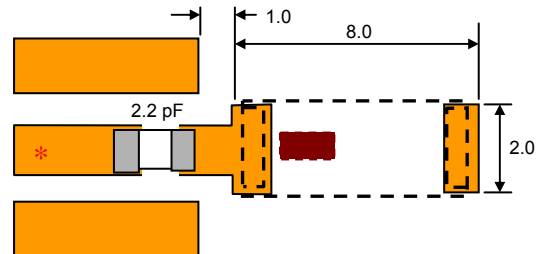
* Line width should be designed to provide 50Ω impedance matching characteristics.

With Matching Circuit (Horizontal Mounting Situation)



JTI P/N for Matching Circuit:
Cap (1.2pF): 500R07S1R2BV4T
Inductor (1.5nH): L-07C1N5SV6T

With Matching Circuit (Vertical Mounting Situation)



JTI P/N for Matching Circuit:
Cap (2.2pF): 500R07S2R2BV4T

(Matching components, if used, will vary in value depending on PCB layout)

Johanson Technology, Inc. reserves the right to make design changes without notice.
All sales are subject to Johanson Technology, Inc. terms and conditions.

"High Frequency Ceramic Solutions"

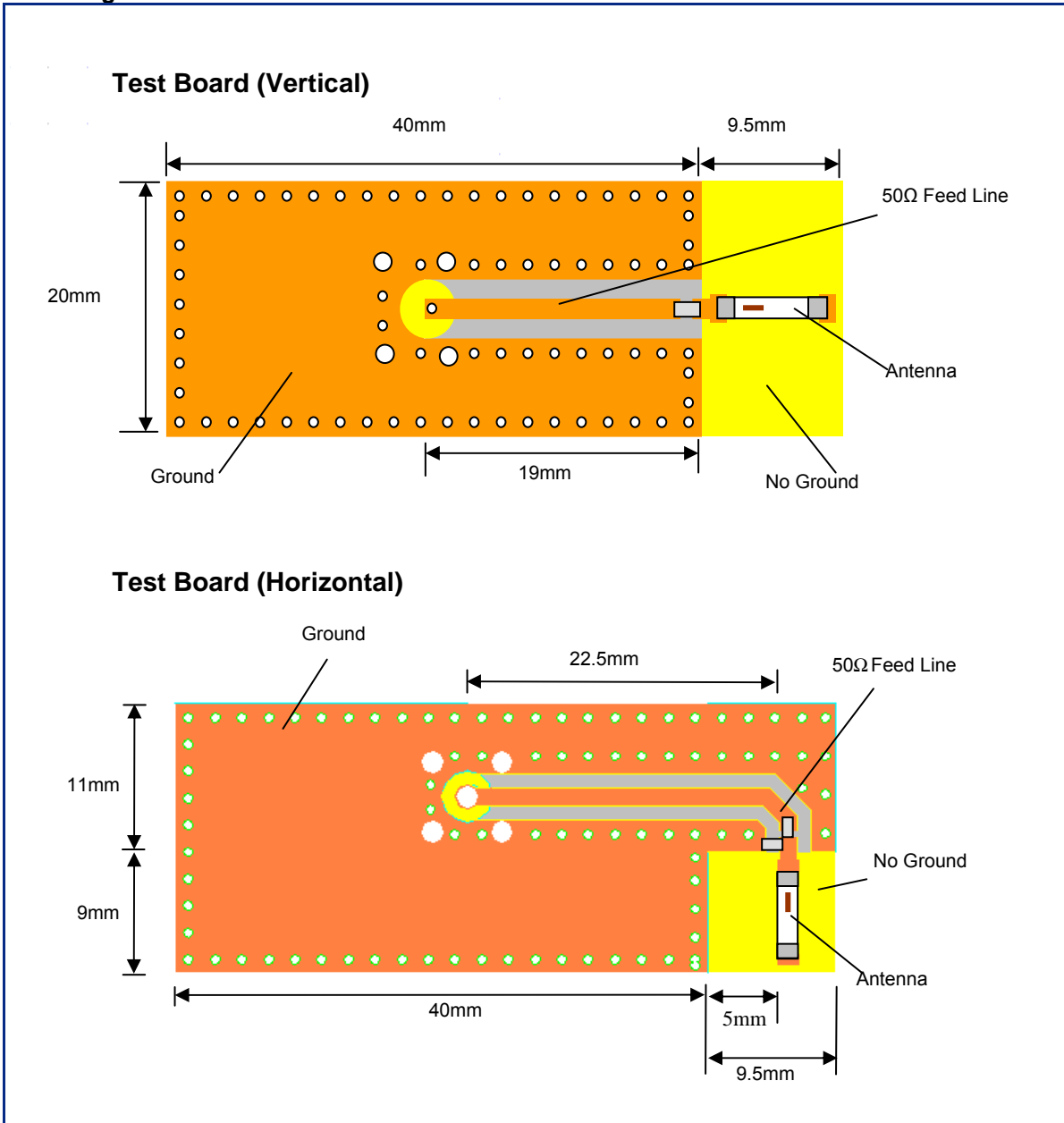
5.775 GHz Antenna

Detail Specification: 03/09/05

P/N 5775AT43A100

Page 2 of 5

Mounting Considerations



Johanson Technology, Inc. reserves the right to make design changes without notice.
All sales are subject to Johanson Technology, Inc. terms and conditions.



www.johansontechnology.com

4001 Calle Tecate • Camarillo, CA 93012 • TEL 805.389.1166 FAX 805.389.1821

2003 Johanson Technology, Inc. All Rights Reserved

"High Frequency Ceramic Solutions"

5.775 GHz Antenna

Detail Specification: 03/09/05

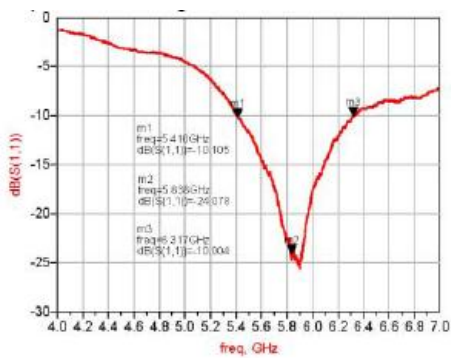
P/N 5775AT43A100

Page 3 of 5

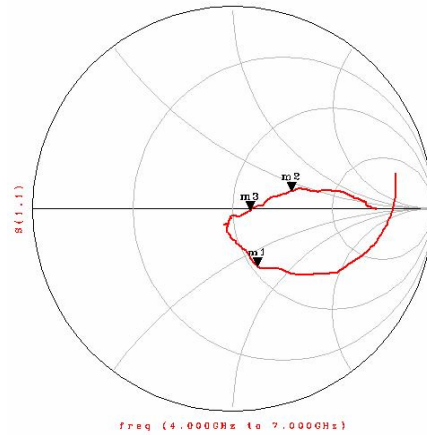
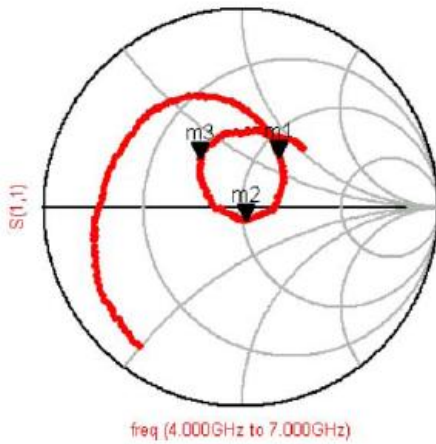
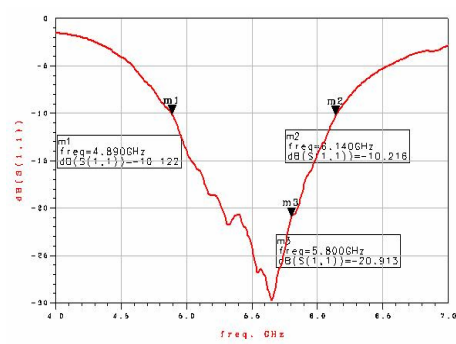
Typical Electrical Characteristics (T=25°C)

Return Loss

Vertical Test Board
(with matching components)



Horizontal Test Board
(with matching components)



Johanson Technology, Inc. reserves the right to make design changes without notice.
All sales are subject to Johanson Technology, Inc. terms and conditions.



"High Frequency Ceramic Solutions"

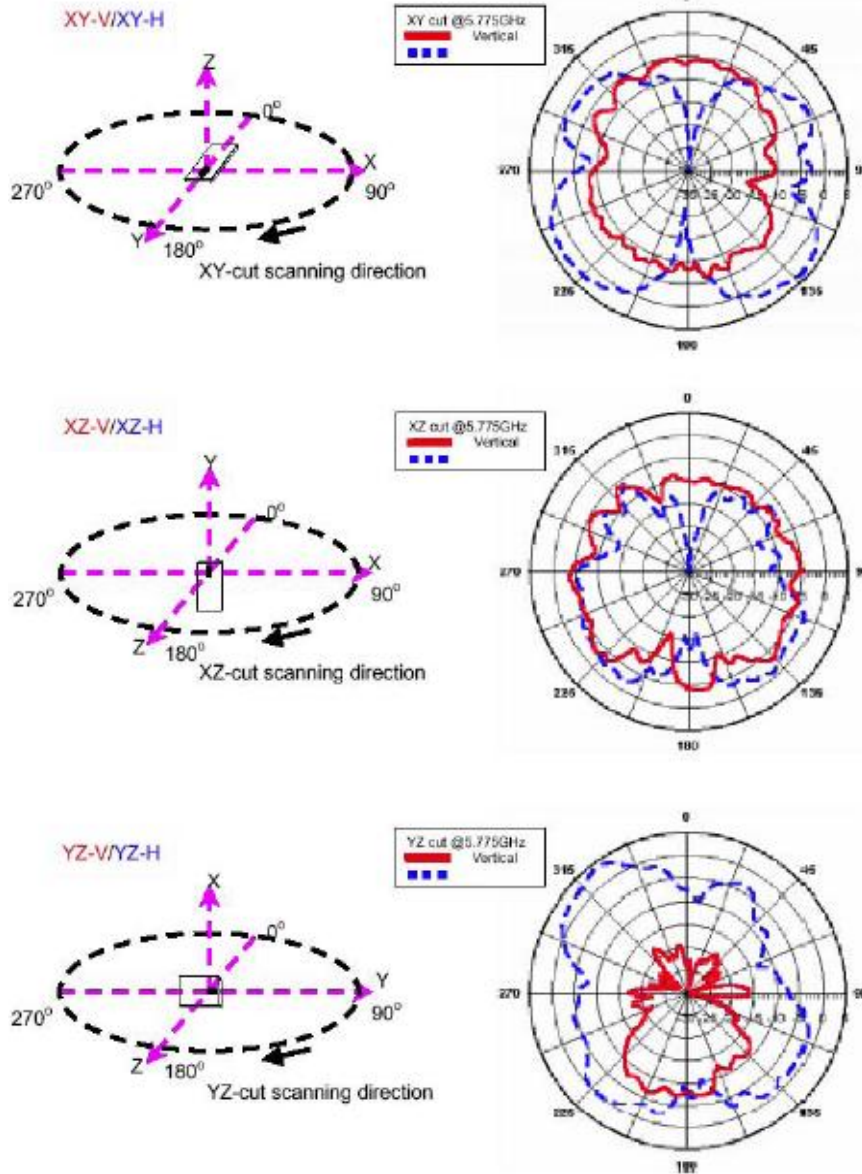
5.775 GHz Antenna

Detail Specification: 03/09/05

P/N 5775AT43A100

Page 4 of 5

Typical Radiation Patterns (Vertical Test Board)



Johanson Technology, Inc. reserves the right to make design changes without notice.
All sales are subject to Johanson Technology, Inc. terms and conditions.



www.johansontechnology.com

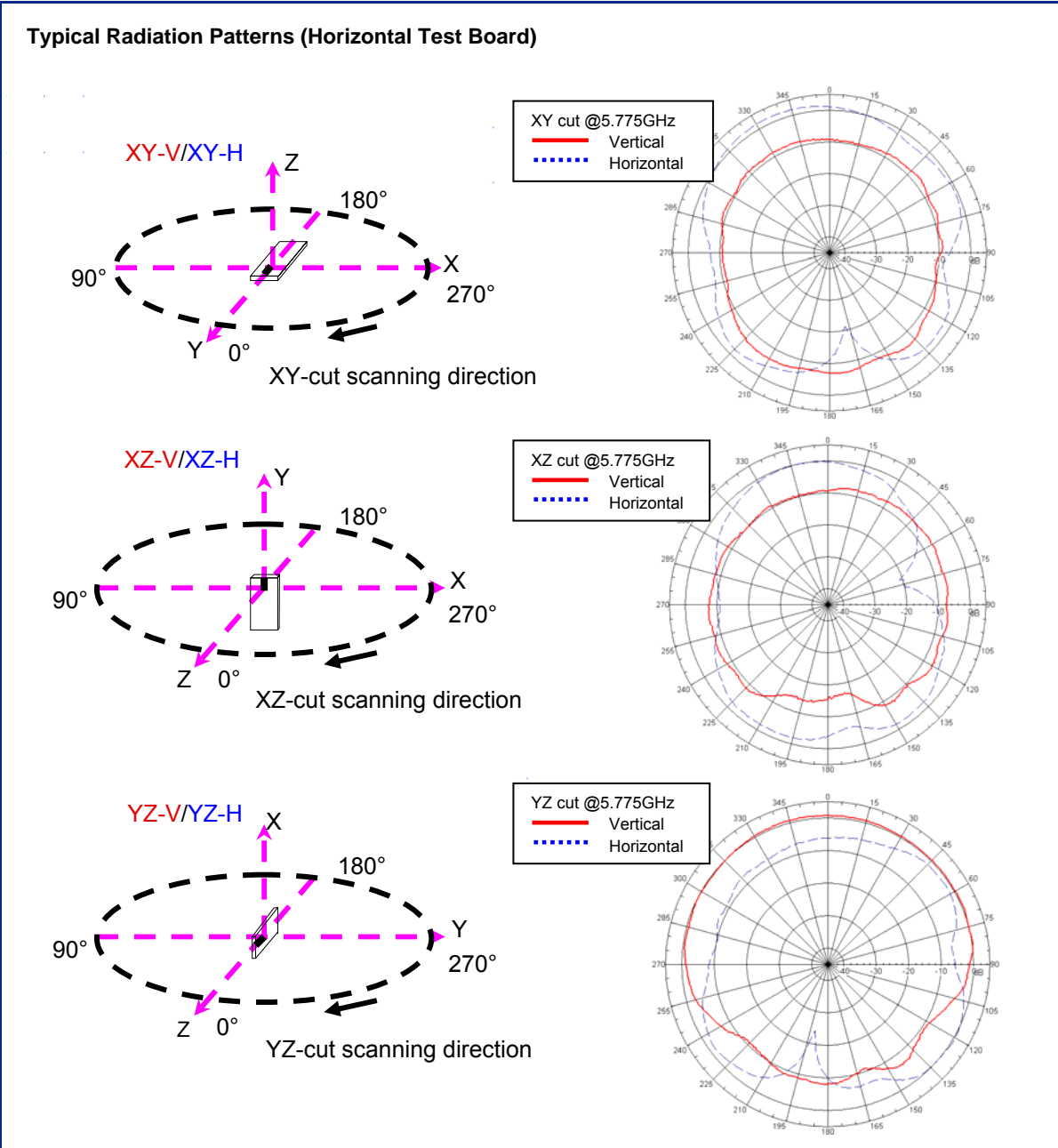
4001 Calle Tecate • Camarillo, CA 93012 • TEL 805.389.1166 FAX 805.389.1821

2003 Johanson Technology, Inc. All Rights Reserved

"High Frequency Ceramic Solutions"

5.775 GHz Antenna
 Detail Specification: 03/09/05

P/N 5775AT43A100
 Page 5 of 5



Johanson Technology, Inc. reserves the right to make design changes without notice.
 All sales are subject to Johanson Technology, Inc. terms and conditions.



www.johansontechnology.com
 4001 Calle Tecate • Camarillo, CA 93012 • TEL 805.389.1166 FAX 805.389.1821

2003 Johanson Technology, Inc. All Rights Reserved