

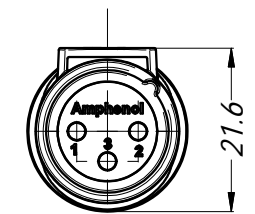
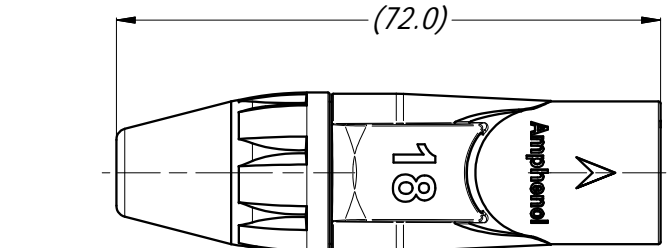
REVISION HISTORY						
REV	ZONE	DESCRIPTION	BY	APPROVED	DATE	ECN
1		FIRST ISSUE	T.N	P.M	27/07/17	9447



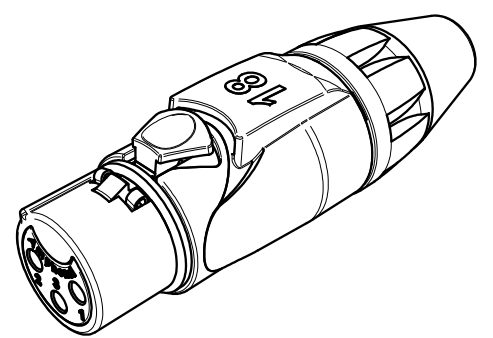
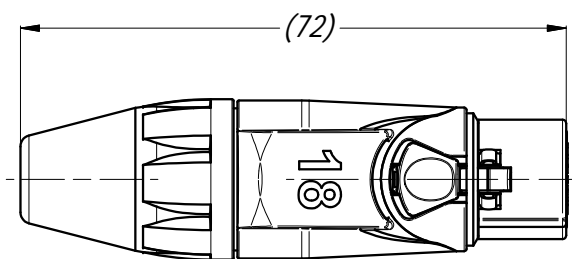
PART NUMBER BREAKDOWN



SERIES PREFIX	AX
SERIES PREFIX	3 = 3 CONTACTS 4 = 4 CONTACTS 5 = 5 CONTACTS
GENDER	F = FEMALE SOCKET CONTACTS M = MALE PIN CONTACTS
SHELL FINISH	B = BLACK COATING FINISH BLANK = NICKEL PLATED FINISH
SLEEVE COLOR	0 = BLACK 5 = GREEN 1 = BROWN 6 = BLUE 2 = RED 7 = VIOLET 3 = ORANGE 8 = GREY 4 = YELLOW 9 = WHITE
MARKING	M = MARKING BLANK = NO MARKING
PRINT NUMBER	FROM 01 TO 99
CONTACT PLATING	AU = GOLD PLATED BLANK = STANDARD PLATING (SILVER OR TIN- REFER TO AX SERIES STANDARD DATA)



MALE CONNECTOR
1:1



FEMALE CONNECTOR
1:1

NOTE:
 1. NUMBER "18" AS SHOWN ON THE CONNECTOR VIEWS IS FOR AN EXAMPLE OF PRINT ONLY.
 2. LEADING ZEROS ARE OMITTED IN PRINT NUMBERS.
 3. NUMBER 6 AND 9 ARE UNDERLINED.
 4. PRINT COLOR IS BLACK FOR WHITE SLEEVE AND WHITE FOR ALL OF THE REST.

UNLESS OTHERWISE SPECIFIED TOLERANCE TO BE		THIS DOCUMENT IS THE PROPERTY OF AMPHENOL AUSTRALIA PTY. LTD. NO PART THEREOF MAY BE REPRODUCED AND USED WITHOUT THE PRIOR WRITTEN CONSENT OF THE OWNER.			
LINEAR	ANGULAR	MATERIAL:	DRN: T.N	DATE: 17/07/17	Amphenol Amphenol Australia Pty.Ltd, 22 Industry Blvd, Carrum Downs VIC 3201
X ± 0.5	X' ± 1	FINISH:	CKD: P.M	DATE: 17/07/17	
X.X ± 0.1	X.X' ± 30'		APP'D: P.M	DATE: 17/07/17	
X.X ± 0.05	X.X' ± 15'	DO NOT SCALE	SCALE: 1:1	SIZE: A3	
BREAK ALL SHARP EDGES AND REMOVE ALL BURRS		THIRD ANGLE PROJECTION			
DIMENSIONS IN MILLIMETRES					

AX SERIES CABLE CONNECTOR MARKING SLEEVE		PART No: SEE P/No. BREAKDOWN	REV: 1
		DRAWING No. 55010255-000-1	SHEET 1/1