



Micro Commercial Components

Micro Commercial Components
 20736 Marilla Street Chatsworth
 CA 91311
 Phone: (818) 701-4933
 Fax: (818) 701-4939

MJD112

Features

- Lead Free Finish/RoHS Compliant("P" Suffix designates RoHS Compliant. See ordering information)
- Case Material:Molded Plastic. UL Flammability Classification Rating 94V-0 and MSL Rating 1
- High DC Current Gain
- Built-in a damper diode at E-C
- Maximum Thermal Resistance: 125°C/W Junction to Ambient

Silicon NPN epitaxial planer Transistors

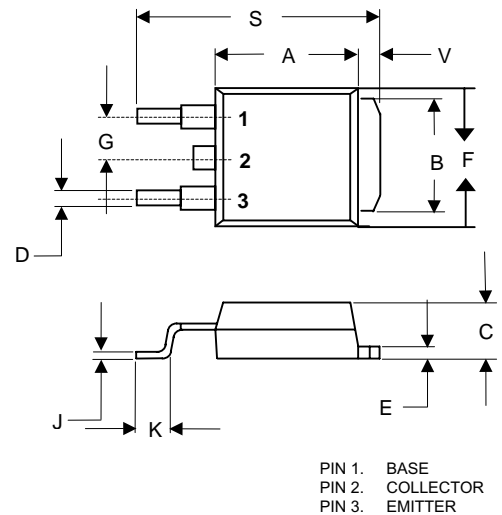
Maximum Ratings @ 25°C Unless Otherwise Specified

Symbol	Rating	Rating	Unit
V _{CEO}	Collector-Emitter Voltage	100	V
V _{CBO}	Collector-Base Voltage	100	V
V _{EBO}	Emitter-Base Voltage	5	V
I _C	Collector Current-Continuous	2	A
P _C	Collector Dissipation	1.0	W
T _J	Operating Junction Temperature	150	°C
T _{STG}	Storage Temperature	-55 to +150	°C

Electrical Characteristics @ 25°C Unless Otherwise Specified

Symbol	Parameter	Min	Typ	Max	Units
V _{(BR)CEO}	Collector-Emitter Breakdown Voltage (I _C =30mA, I _B =0)	100	---	---	Vdc
V _{(BR)CBO}	Collector-Base Breakdown Voltage (I _C =1mA, I _E =0)	100	---	---	Vdc
V _{(BR)EBO}	Collector-Emitter Breakdown Voltage (I _E =5mA, I _C =0)	5	---	---	Vdc
I _{CBO}	Collector Cutoff Current (V _{CB} =100Vdc, I _E =0)	---	---	20	nAdc
I _{CEO}	Collector emitter cutoff Current (V _{CE} =50Vdc, I _E =0)	---	---	20	nAdc
I _{EBO}	Emitter Cutoff Current (V _{EB} =5Vdc, I _C =0)	---	---	2	mAdc
h _{FE}	DC Current Gain (I _C =500mA, V _{CE} =3Vdc) (I _C =2Adc, V _{CE} =3Vdc) (I _C =4Adc, V _{CE} =3Vdc)	500 1000 200	---	---	12000 ---
V _{CE(sat)}	Collector-Emitter Saturation Voltage (I _C =2Adc, I _B =8mA) (I _C =4Adc, I _B =40mA)	---	---	2 3	Vdc
f _T	Transition frequency (V _{CE} =10Vdc, f=1MHz, I _C =0.75A)	25	---	---	MHZ
V _{BE}	Base-Emitter Saturation Voltage (I _C =2Adc, V _{CE} =3Vdc)	---	---	2.8	Vdc
C _{ob}	Output Capacitance (V _{CB} =10Vdc, f=0.1MHz, I _E =0)	---	---	100	pF

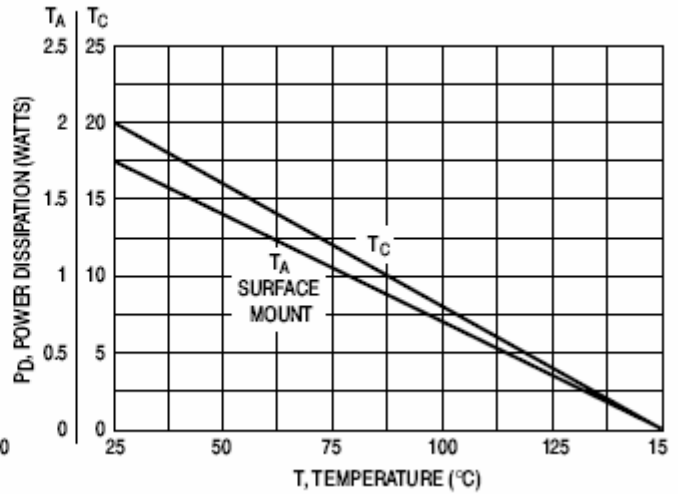
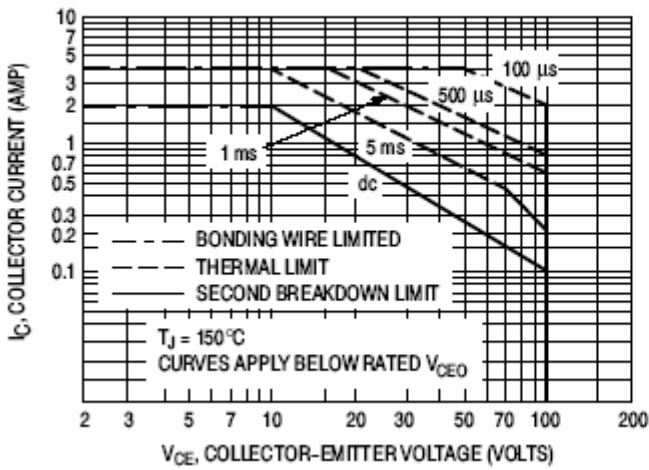
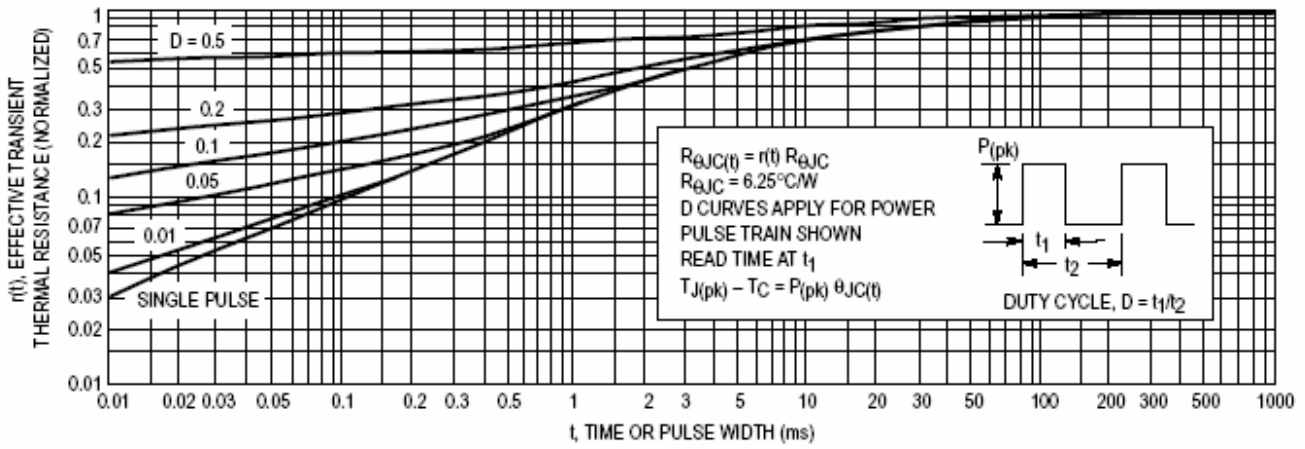
DPAK



DIM	DIMENSIONS				NOTE
	INCHES		MM		
A	0.235	0.245	5.97	6.22	
B	0.205	0.215	5.21	5.46	
C	0.086	0.094	2.19	2.38	
D	0.025	0.035	0.64	0.89	
E	0.035	0.045	0.99	1.14	
F	0.250	0.265	6.35	6.73	
G	0.090		2.28		
J	0.018	0.023	0.48	0.58	
K	0.020	---	0.51	---	
S	0.370	0.410	9.40	10.42	
V	0.035	0.050	0.88	1.27	

MJD112

Typical Characteristics





Micro Commercial Components

Ordering Information

Device	Packing
(Part Number)-TP	Tape&Reel;2500pcs/Reel

IMPORTANT NOTICE

Micro Commercial Components Corp. reserves the right to make changes without further notice to any product herein to make corrections, modifications, enhancements, improvements, or other changes. *Micro Commercial Components Corp.* does not assume any liability arising out of the application or use of any product described herein; neither does it convey any license under its patent rights, nor the rights of others. The user of products in such applications shall assume all risks of such use and will agree to hold *Micro Commercial Components Corp.* and all the companies whose products are represented on our website, harmless against all damages.

LIFE SUPPORT

MCC's products are not authorized for use as critical components in life support devices or systems without the express written approval of Micro Commercial Components Corporation.