

CMKD6263

**SURFACE MOUNT SILICON
TRIPLE ISOLATED
HIGH VOLTAGE
SCHOTTKY DIODE**



www.centrasemi.com

DESCRIPTION:

The CENTRAL SEMICONDUCTOR CMKD6263 contains three (3) galvanically isolated, high voltage Silicon Schottky diodes, epoxy molded in a SOT-363 surface mount package. This ULTRAMini™ device has been designed for fast switching applications requiring a low forward voltage drop.

MARKING CODE: K63



SOT-363 CASE

FEATURES:

- Meets Galvanic Isolation Requirements of IEEE 1394
- High Voltage (70V)
- Requires less board space than 3 individual diodes
- Low Forward Voltage

MAXIMUM RATINGS: ($T_A=25^\circ\text{C}$)

Peak Repetitive Reverse Voltage
Continuous Forward Current
Peak Forward Surge Current, $t_p=1.0\text{s}$
Power Dissipation
Operating and Storage Junction Temperature
Thermal Resistance

SYMBOL		UNITS
V_{RRM}	70	V
I_F	15	mA
I_{FSM}	50	mA
P_D	250	mW
T_J, T_{stg}	-65 to +150	$^\circ\text{C}$
θ_{JA}	500	$^\circ\text{C/W}$

ELECTRICAL CHARACTERISTICS PER DIODE: ($T_A=25^\circ\text{C}$ unless otherwise noted)

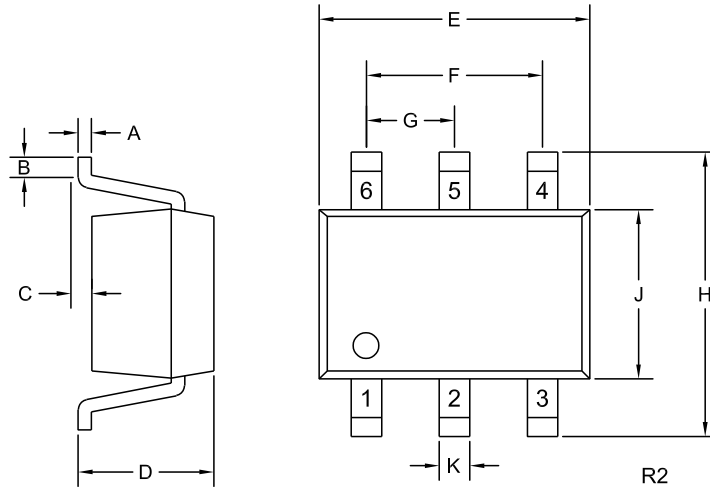
SYMBOL	TEST CONDITIONS	MIN	TYP	MAX	UNITS
I_R	$V_R=50\text{V}$		10	200	nA
BV_R	$I_R=10\mu\text{A}$	70			V
V_F	$I_F=1.0\text{mA}$		395	410	mV
C_J	$V_R=0, f=1.0\text{MHz}$			2.0	pF
t_{rr}	$I_R=I_F=10\text{mA}, I_{rr}=1.0\text{mA}, R_L=100\Omega$			5.0	ns

CMKD6263

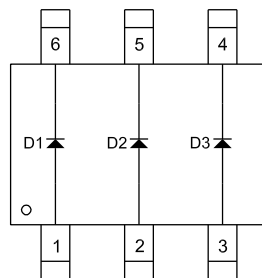
**SURFACE MOUNT SILICON
TRIPLE ISOLATED
HIGH VOLTAGE
SCHOTTKY DIODE**



SOT-363 CASE - MECHANICAL OUTLINE



PIN CONFIGURATION



LEAD CODE:

- 1) Anode D1
- 2) Anode D2
- 3) Anode D3
- 4) Cathode D3
- 5) Cathode D2
- 6) Cathode D1

MARKING CODE: K63

SYMBOL	INCHES		MILLIMETERS	
	MIN	MAX	MIN	MAX
A	0.004	0.010	0.10	0.25
B	0.005	-	0.12	-
C	0.000	0.004	0.00	0.10
D	0.031	0.043	0.80	1.10
E	0.071	0.087	1.80	2.20
F	0.051		1.30	
G	0.026		0.65	
H	0.075	0.091	1.90	2.30
J	0.043	0.055	1.10	1.40
K	0.006	0.012	0.15	0.30

SOT-363 (REV: R2)

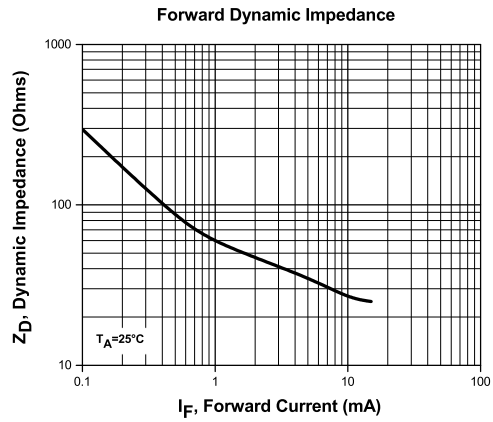
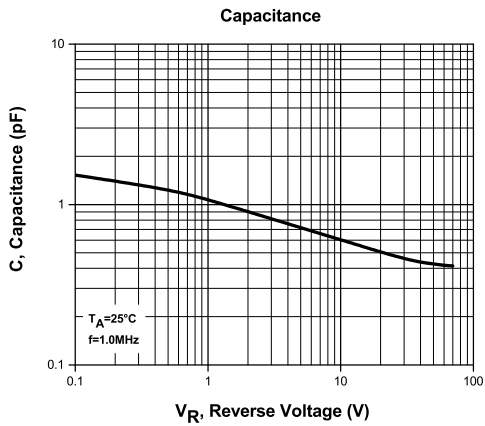
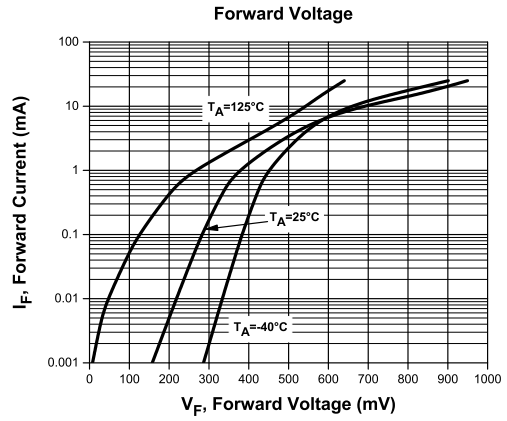
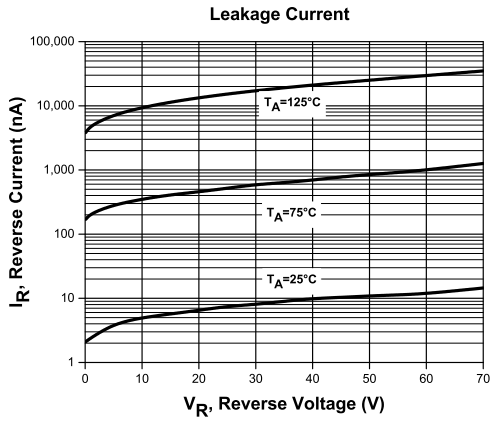
R5 (11-December 2015)

CMKD6263

SURFACE MOUNT SILICON
TRIPLE ISOLATED
HIGH VOLTAGE
SCHOTTKY DIODE



TYPICAL ELECTRICAL CHARACTERISTICS



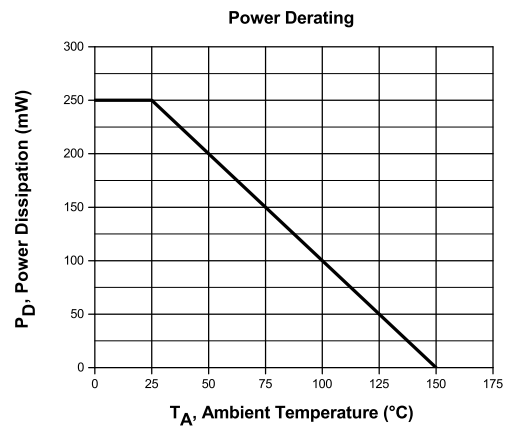
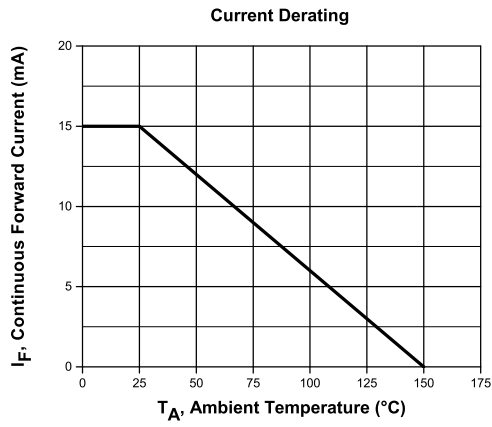
R5 (11-December 2015)

CMKD6263

SURFACE MOUNT SILICON
TRIPLE ISOLATED
HIGH VOLTAGE
SCHOTTKY DIODE



TYPICAL ELECTRICAL CHARACTERISTICS



R5 (11-December 2015)

OUTSTANDING SUPPORT AND SUPERIOR SERVICES



PRODUCT SUPPORT

Central's operations team provides the highest level of support to insure product is delivered on-time.

- Supply management (Customer portals)
- Inventory bonding
- Consolidated shipping options
- Custom bar coding for shipments
- Custom product packing

DESIGNER SUPPORT/SERVICES

Central's applications engineering team is ready to discuss your design challenges. Just ask.

- Free quick ship samples (2nd day air)
- Online technical data and parametric search
- SPICE models
- Custom electrical curves
- Environmental regulation compliance
- Customer specific screening
- Up-screening capabilities
- Special wafer diffusions
- PbSn plating options
- Package details
- Application notes
- Application and design sample kits
- Custom product and package development

REQUESTING PRODUCT PLATING

1. If requesting Tin/Lead plated devices, add the suffix " TIN/LEAD" to the part number when ordering (example: 2N2222A TIN/LEAD).
2. If requesting Lead (Pb) Free plated devices, add the suffix " PBFREE" to the part number when ordering (example: 2N2222A PBFREE).

CONTACT US

Corporate Headquarters & Customer Support Team

Central Semiconductor Corp.
145 Adams Avenue
Hauppauge, NY 11788 USA
Main Tel: (631) 435-1110
Main Fax: (631) 435-1824
Support Team Fax: (631) 435-3388
www.centrasemi.com

Worldwide Field Representatives:
www.centrasemi.com/wwreps

Worldwide Distributors:
www.centrasemi.com/wwdistributors

For the latest version of Central Semiconductor's **LIMITATIONS AND DAMAGES DISCLAIMER**, which is part of Central's Standard Terms and Conditions of sale, visit: www.centrasemi.com/terms