
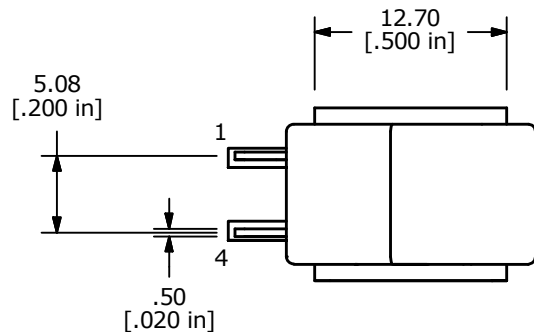
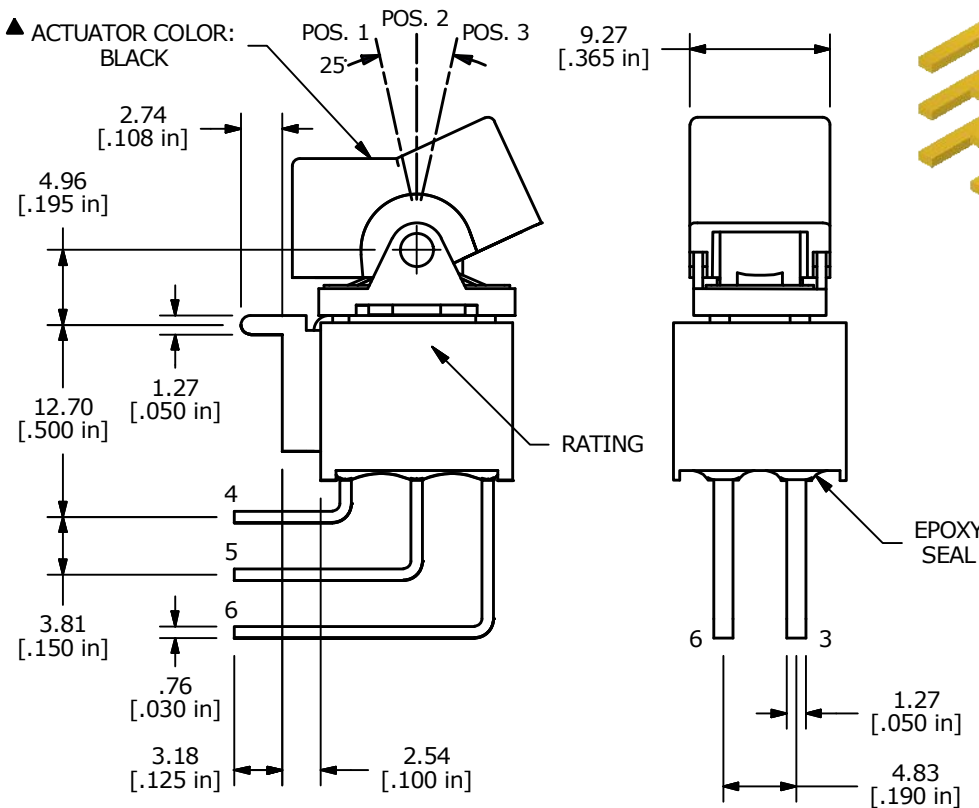
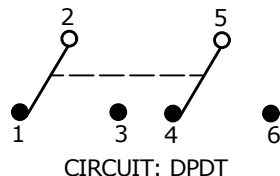


RECOMMENDED P.C. LAYOUT



SWITCH FUNCTION		
POS. 1	POS. 2	POS. 3
ON	NONE	(ON)
2-3, 5-6	N/A	2-1, 5-4

(ON) = MOMENTARY



- NOTE:
- ALL DIMENSIONS IN MM [INCH]
 - GENERAL TOLERANCE: X.X=±0.4
X.XX=±0.25
 - TERMINAL NUMBERS FOR REF ONLY
 - PLATING MATERIAL: GOLD
 - RATING: 0.4 VOLT-AMPS MAX. @20V MAX. AC OR DC
 - ELECTRIC LIFE: 30,000 MAKE-AND-BREAK CYCLES AT FULL LOAD.
 - INSULATION RESISTANCE: 1,000 MEGA-OHM MIN.
 - DIELECTRIC STRENGTH: 1,000 V RMS @SEA LEVEL.
 - OPERATING TEMP.: -30°C to 85°C
 - ▲ DENOTES CRITICAL PARAMETER.
 - 2011/65/EU (ROHS) COMPLIANT



B	22706	UPDATED LAYOUT AND TERMINALS	2/15/17	MJR
A	15176	RELEASED	8/22/05	PH
REV	PCR NO	DESCRIPTION	DATE	BY

TITLE 300AWDP2J1BLKM7RE				
SCALE 2:1	DATE 8/22/2005	DR PH	DWG T301042	REV B

THE INFORMATION CONTAINED IN THIS DOCUMENT IS PROPRIETARY TO E-SWITCH AND IS NOT TO BE COPIED OR TRANSFERRED