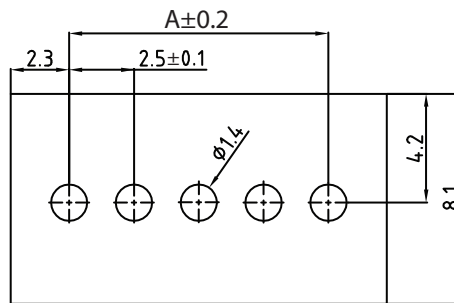
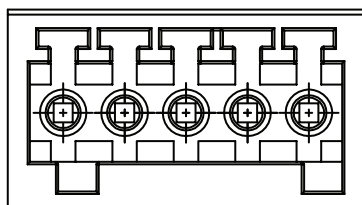


N=Number of contacts



PCB LAYOUT - COMPONENT VIEW

A	(N-1)X2.5
B	NX2.5+2.0

TECHNICAL CHARACTERISTICS

MATERIAL
 INSULATOR: PA 66
 FLAMABILITY RATING: UL94-V0
 COLOR: GREEN
 CONTACT MATERIAL: COPPER ALLOY
 CONTACT TYPE: STAMPED
 CONTACT PLATING: TIN PLATED

ENVIRONMENTAL
 OPERATING TEMPERATURE: -40°C UP TO +105°C
 COMPLIANCE: LEAD FREE AND ROHS

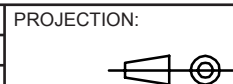
ELECTRICAL
 CURRENT RATING: 12A
 WORKING VOLTAGE: 200V AC
 WITHSTANDING VOLTAGE: 1000 VAC/min
 CONTACT RESISTANCE: 20 mΩ max

STANDARD
 CERTIFIED E315414

SOLDERING
 JEDEC LEAD FREE WAVE SOLDERING PROCESS

PACKAGING
 BOX

RoHS Compliant			
G			
F			
E			
D			
C			
B			
A	23-JUL-14	PDF	AS
REV	DATE	FILE	BY



APPROVAL: JC

GENERAL TOLERANCE

.X = +/- 0.2
 .XX = +/- 0.15



UNIT: MM

SCALE:

SHEET: 1/3

DRAW: AS

DESCRIPTION: SERIE 382 - VERTICAL PCB HEADER - PITCH 2.5mm- WR-TBL

WERI PART NO: 691 382 000 0XX

SIZE

A4

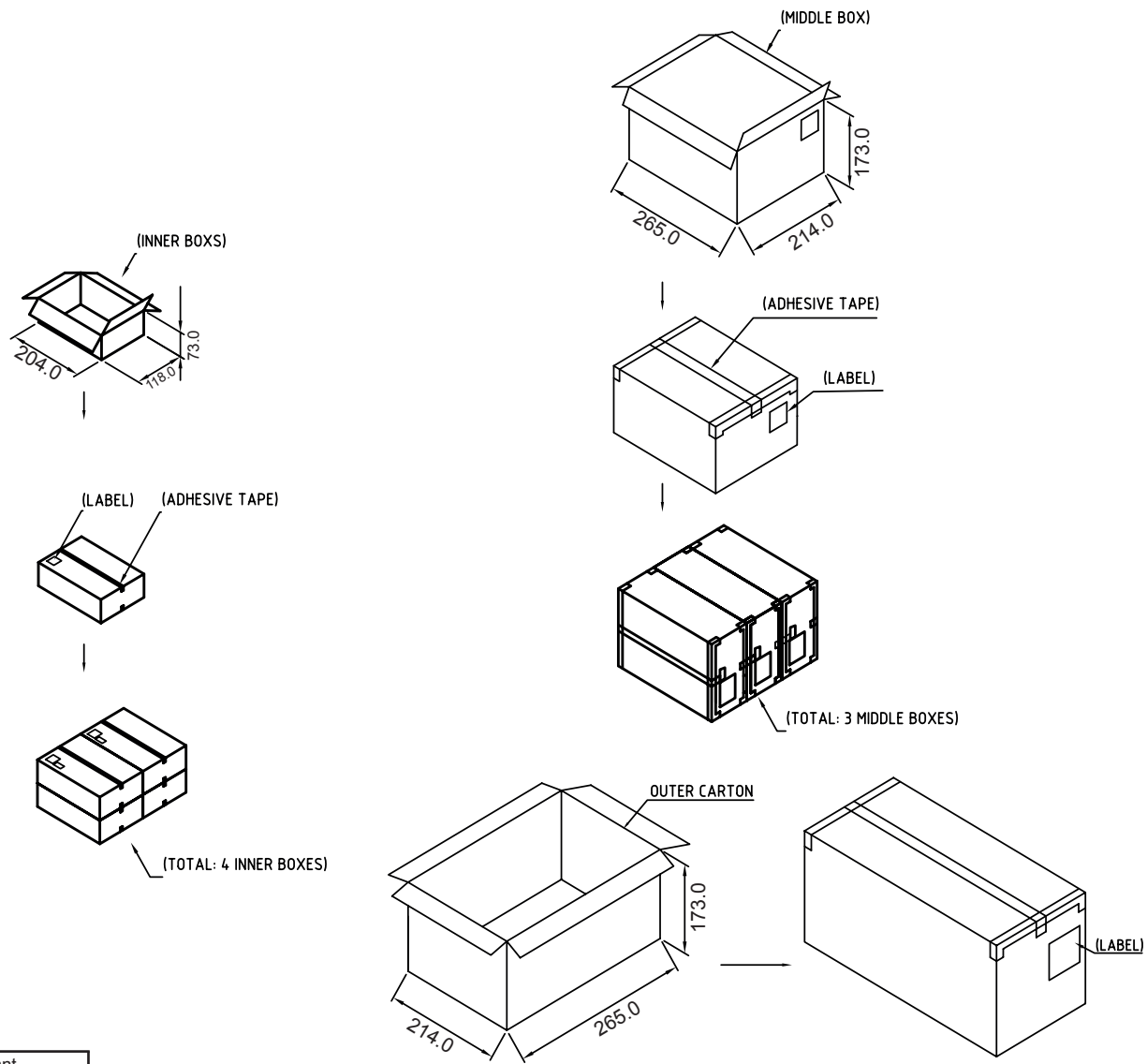
1

2

3

4

5



specification	(pcs) inner box quantity	(pcs) middle-carton quantity	(pcs) outer-carton quantity
2P	1500	6000	18000
3P	1000	4000	12000
4P	850	2550	10200
5P	760	3040	9120
6P	795	3180	9540
7P	650	2600	7800
8P	570	2280	6840
9P	500	2000	6000
10P	415	1660	4980
11P	380	1520	4560
12P	345	1380	4140
13P	310	1240	3720
14P	295	1180	3540
15P	280	1120	3360
16P	260	1040	3120
17P	250	1000	3000
18P	250	1000	3000
19P	220	880	2640
20P	200	800	2400
21P	200	800	2400
22P	180	720	2160
23P	150	600	1800
24P	120	480	1440

A

B

C

RoHS Compliant			
G			
F			
E			
D			
C			
B			
A	03-JUN-14	PDF	AS
REV	DATE	FILE	BY

PROJECTION:

GENERAL TOLERANCE
 .X = +/- 0.2
 .XX = +/- 0.15



APPROVAL: JC

UNIT: MM
 SCALE:
 SHEET: 2/3
 DRAW: AS

DESCRIPTION: SERIE 382 - VERTICAL PCB HEADER - PITCH 2.5mm
 WERI PART NO: 691 382 000 0XX

SIZE
A4

D

1

2

3

4

5

Cautions and Warnings:

This electronic component is designed and developed with the intention for use in general electronics equipments.

Before incorporating the components into any equipments in the field such as aerospace, aviation, nuclear control, submarine, transportation, (automotive control, train control, ship control), transportation signal, disaster prevention, medical, public information network etc. where higher safety and reliability are especially required or if there is possibility of direct damage or injury to human body, Würth Elektronik must be asked for a written approval.

In addition, even electronic component in general electronic equipments, when used in electrical circuits that require high safety, reliability functions or performance, the sufficient reliability evaluation-check for the safety must be performed before by the user before usage.

A

B

C

RoHS Compliant

G				PROJECTION: 	GENERAL TOLERANCE .X = +/- 0.2 .XX = +/- 0.15		
F							
E							
D							
C				APPROVAL: JC	UNIT: MM	DESCRIPTION: DISCLAIMER	SIZE A4
B					SCALE:		
A	10-SEP-14	PDF	QL		SHEET: 3/3	WERI PART NO: DISCLAIMER	
REV	DATE	FILE	BY		DRAW: QL		

D